

Please note that the data given here has been taken from the online catalog. For comprehensive information and data, please refer to the user documentation at <http://www.download.phoenixcontact.com>. The General Terms and Conditions of Use apply to Internet downloads.

## ▶ Extract from the online catalog



Fuse terminal block for cartridge fuse insert, cross section: 0.14 - 4 mm<sup>2</sup>, AWG: 26 - 10, width: 6.2 mm, color: Black

Order No.	3046032
Ord designation	UT 4-HESI (5X20)
EAN	4017918956578
Pack	50 Pcs.
Customs tariff	85369010
Weight/Piece	0,01739 KG
Catalog page information	Page 40 (NTK-2006)

## ▶ Product notes

WEEE/RoHS-compliant since: 01/01/2003



---

**IMPORTANT :** This date is valid for Customers in Germany only. Date Format is MM/DD/YYYY. Please contact your local in-country Phoenix Contact location or designated business partner for a Logistics Compliant date in your area. In order to guarantee delivery of RoHS-Compliant product, please purchase Phoenix Contact parts from authorized Phoenix Contact representatives and distributors.

## ► Technical data

### General

Number of levels	1
Number of connections	2
Color	black
Insulating material	PA
Inflammability class acc. to UL 94	V0

### Dimensions

Width	6.2 mm
Length	56.8 mm
Height NS 35/7,5	73 mm
Height NS 35/15	80.5 mm

### Technical data

Fuse	G / 5 x 20
Fuse type	Glass
Rated surge voltage	4 kV
Contamination class	3
Surge voltage category	III
Insulating material group	I
Connection in acc. with standard	IEC / EN
Nominal current $I_N$	6.3 A
Nominal voltage $U_N$	250 V (if used as fuse terminal block)

### Connection data

Conductor cross section solid min.	0.14 mm <sup>2</sup>
Conductor cross section solid max.	6 mm <sup>2</sup>
Conductor cross section stranded min.	0.14 mm <sup>2</sup>
Conductor cross section stranded max.	6 mm <sup>2</sup>
Conductor cross section AWG/kcmil min.	26
Conductor cross section AWG/kcmil max.	10
Conductor cross section stranded, with ferrule without plastic sleeve min.	0.25 mm <sup>2</sup>
Conductor cross section stranded, with ferrule without plastic sleeve max.	4 mm <sup>2</sup>
Conductor cross section stranded, with ferrule with plastic sleeve min.	0.25 mm <sup>2</sup>
Conductor cross section stranded, with ferrule with plastic sleeve max.	4 mm <sup>2</sup>
2 conductors with same cross section, solid min.	0.14 mm <sup>2</sup>
2 conductors with same cross section, solid max.	1.5 mm <sup>2</sup>
2 conductors with same cross section, stranded min.	0.14 mm <sup>2</sup>
2 conductors with same cross section, stranded max.	1.5 mm <sup>2</sup>
2 conductors with same cross section, stranded, ferrules without plastic sleeve, min.	0.25 mm <sup>2</sup>

## UT 4-HESI (5X20)



---

2 conductors with same cross section, stranded, ferrules without plastic sleeve, max.	1.5 mm <sup>2</sup>
2 conductors with same cross section, stranded, TWIN ferrules with plastic sleeve, min.	0.5 mm <sup>2</sup>
2 conductors with same cross section, stranded, TWIN ferrules with plastic sleeve, max.	2.5 mm <sup>2</sup>
Type of connection	Screw connection
Stripping length	9 mm
Internal cylindrical gage	A4
Screw thread	M 3
Tightening torque, min	0.6 Nm



---

## ► Certificates / Approvals

---

### Certificate logos



---

#### CSA

Nominal voltage $U_N$	600 V
Nominal current $I_N$	6.3 A
AWG/kcmil	26-10

---

#### CUL

Nominal voltage $U_N$	600 V
Nominal current $I_N$	6.3 A
AWG/kcmil	26-10

---

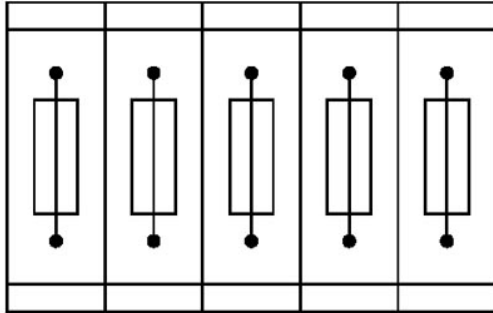
#### UL

Nominal voltage $U_N$	600 V
Nominal current $I_N$	6.3 A
AWG/kcmil	26-10

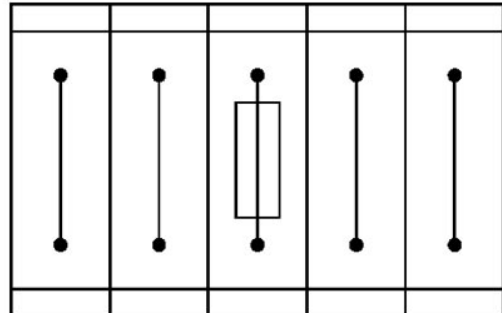
---

## ▶ Drawings

### Application drawing

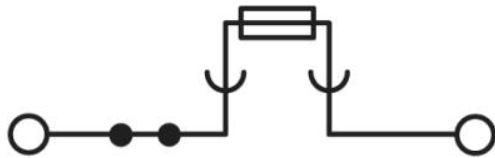


Fuse terminal blocks in interconnected arrangement,  
block consisting of 5 fuse terminal blocks



Fuse terminal block in single arrangement,  
block consisting of one fuse terminal block and  
4 feed-through terminal blocks

### Circuit diagram



## ► Accessories

Item	Designation	Description
<b>Assembly</b>		
0801762	NS 35/ 7,5 CU UNPERF 2000MM	DIN rail, material: Copper, unperforated, height 7.5 mm, width 35 mm, length: 2 m
1207640	NS 35/ 7,5 PERF 755MM	NS 35 DIN rail, height 7.5 mm, length 755 mm
1207653	NS 35/ 7,5 PERF 955MM	NS35 DIN rail, height 7.5 mm, length 955 mm
1207666	NS 35/ 7,5 PERF 1155MM	NS 35 DIN rail, height 7.5 mm, length 1155 mm
0801733	NS 35/ 7,5 PERF 2000MM	DIN rail, material: Steel, perforated, height 7.5 mm, width 35 mm, length: 2 m
0801681	NS 35/ 7,5 UNPERF 2000MM	DIN rail, material: Steel, unperforated, height 7.5 mm, width 35 mm, length: 2 m
1201756	NS 35/15 AL UNPERF 2000MM	DIN rail, deep-drawn, high profile, unperforated, 1.5 mm thick, material: Aluminum, height 15 mm, width 35 mm, length 2 m
1201895	NS 35/15 CU UNPERF 2000MM	DIN rail, material: Copper, unperforated, 1.5 mm thick, height 15 mm, width 35 mm, length: 2 m
1207679	NS 35/15 PERF 755MM	NS 35 DIN rail, height 15 mm, length 755 mm
1207682	NS 35/15 PERF 955MM	NS 35 DIN rail, height 15 mm, length 955 mm
1207695	NS 35/15 PERF 1155MM	NS 35 DIN rail, height 15 mm, length 1155 mm
1201730	NS 35/15 PERF 2000MM	DIN rail, material: Steel, perforated, height 15 mm, width 35 mm, length: 2 m
1201714	NS 35/15 UNPERF 2000MM	DIN rail, material: Steel, unperforated, height 15 mm, width 35 mm, length: 2 m
1201798	NS 35/15-2,3 UNPERF 2000MM	DIN rail, material: Steel, unperforated, 2.3 mm thick, height 15 mm, width 35 mm, length: 2 m
3004207	VS	Connection pin, for coupling disconnect knives, in plastic, 1 m long
<b>Bridges</b>		
3030336	FBS 2-6	Plug-in bridge for cross-connections in the terminal center, 2-pos., color: Red
3030242	FBS 3-6	Plug-in bridge for cross-connections in the terminal center, 3-pos., color: Red
3030255	FBS 4-6	Plug-in bridge for cross-connections in the terminal center, 4-pos., color: Red
3030349	FBS 5-6	Plug-in bridge for cross-connections in the terminal center, 5-pos., color: Red
3030271	FBS 10-6	Plug-in bridge for cross-connections in the terminal center, 10-pos., color: Red
3030365	FBS 20-6	Plug-in bridge for cross-connections in the terminal center, 20-pos., color: Red
<b>Marking</b>		
0811228	X-PEN 0,35	Marker pen without ink cartridge, for manual labeling of markers, labeling extremely wipe-proof, line thickness 0.35 mm
1050004	ZB 5 :UNBEDRUCKT	Zack strip, unprinted, 10-section, for individual labeling with M-PEN, ZB-T or CMS system, pack is sufficient for 100 terminal blocks, for a terminal width of 5.2 mm, color: White



## UT 4-HESI (5X20)



1050017	ZB 5,LGS:FORTL.ZAHLEN	Zack strip, 10-section, printed horizontally: with the numbers, 1-10, 11-20 etc. up to 991-1000, color: white
1050020	ZB 5,QR:FORTL.ZAHLEN	Zack strip, 10-section, printed vertically: with consecutive numbers, 1-10, 11-20 a.s.o. up to 991-1000, color: white
5060906	ZB 5/WH-100:UNBEDRUCKT	Zack strip, unprinted: 10-section, for individual labeling with M-PEN, ZB-T or CMS system, large batch, sufficient for labeling 1000 terminal blocks, for a terminal width of 5.2 mm, color: White
1050295	ZB 5:SO/CMS	Zack strip, 10-section, divisible, special printing, marking according to customer requirements
1051016	ZB 6,LGS:FORTL.ZAHLEN	Zack strip, 10-section, printed horizontally: with the numbers, 1-10, 11-20 etc. up to 991-1000, color: white
5060935	ZB 6/WH-100:UNBEDRUCKT	Zack strip, unprinted: For individual labeling with M-PEN, ZB-T or CMS system, large batch, sufficient for labeling 1000 terminal blocks, for a terminal width of 6.2 mm, color: White
1050499	ZB 6:SO/CMS	Zack strip, 10-section, divisible, special printing, marking according to customer requirements

---

**Tools**

1205053      SZS 0,6X3,5

Screwdriver, bladed, matches all screw terminal blocks up to 4.0 mm<sup>2</sup> connection cross section, blade: 0.6 x 3.5 mm, without VDE approval

---

---

## ► Address

---

PHOENIX CONTACT GmbH & Co. KG  
Flachsmarktstr. 8  
32825 Blomberg  
Germany  
Phone +49 5235 3 00  
Fax +49 5235 3 41200  
<http://www.phoenixcontact.de>  
Phoenix Contact  
Technical modifications reserved;