

➔ SERIES 1670 - SINGLE AND DOUBLE-POLE PUSHBUTTON SWITCHES

TO 16 (4) A 250 V AC




PRODUCT FEATURES

- ➔ Illuminated and non-illuminated pushbutton switch
- ➔ Internal gasket for IP 54
- ➔ Proven jump contact switching system (double interrupting)
- ➔ Opening and closing speed independent of the actuating speed
- ➔ Product-dependent with external lamp terminal

ON REQUEST














- ➔ Other colors
- ➔ Other printing variants
- ➔ Other terminal types
- ➔ Other lamp variants
- ➔ Cable assembly
- ➔ Approval mark UL































Mechanical life endurance	5E4 1E4
Operating force	approx. 8 N
Contact resistance (new condition)	< 100 mOhm (1 A 12 V DC)
Insulation resistance (new condition)	> 100 MOhm (500 V DC)
Proof tracking	250 PTI
Protection type	IP 54
Ambient temperature	terminal side -20 °C ... +85 °C actuating side -20 °C ... +55 °C
Flammability	UL 94 V-2
Glow wire test temperature	850 °C
Material actuator housing terminals	PC (product-dependent) / PA PA / PA glass fiber-reinforced (product-dependent) Cu
Plug force of the terminals	≤ 80 N
Approval marks	
Suitable for appliances of protection class II	



SERIES 1670 - SINGLE AND DOUBLE-POLE PUSHBUTTON SWITCHES

TO 16 (4) A 250 V AC

 single-pole		Lighting voltage (V)	Actuator color / printing	Housing color	16 (4) A 250 V AC 1E4	12 (4) A 250 V AC 1E4	Terminal type	Terminal description	Contact distance (mm)	Contact material	Miscellaneous	Stock version
Normally open contact (SPNO)												
1675.5315	230						6.3 / 2 x 4.8	≥ 3	Ag	external lamp terminals		
1672.5101							6.3	≥ 3	Ag			
Changeover switch (SPDT)												
1673.5501							4.8	< 3	Ag			








 double-pole		Lighting voltage (V)	Actuator color / printing	Housing color	16 (4) A 250 V AC 1E4	12 (4) A 250 V AC 1E4	Terminal type	Terminal description	Contact distance (mm)	Contact material	Miscellaneous	Stock version
ON / OFF switch (DPST)												
1670.5201	230						6.3	≥ 3	Ag			
1670.5202	230						6.3	≥ 3	Ag			
1670.5204	230						6.3	≥ 3	Ag			
1670.5203	115 - 230						6.3	≥ 3	Ag			
1671.5201							6.3	≥ 3	Ag			
1671.5203							6.3	≥ 3	Ag			
Normally open contact (DPNO)												
1671.5101							6.3	≥ 3	Ag			


ROCKER SWITCHES
 PUSHBUTTON SWITCHES
 TOGGLE SWITCHES
 SLIDE SWITCHES
 ROTARY SWITCHES
 FOOT SWITCHES
 TACT AND KEY SWITCHES
 MICRO-SIGNAL SWITCHES
 SMP-ACTION SWITCHES
 SENSORS
 ECO
 PUSH-N-DRIE



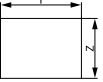
SERIES 1670 - SINGLE AND DOUBLE-POLE PUSHBUTTON SWITCHES

TO 16 (4) A 250 V AC

 Lamp	Lighting voltage (V)	Actuator color / printing	Housing color	16 (4) A 250 V AC 1E4	12 (4) A 250 V AC 1E4	Terminal type	Terminal description	Contact distance (mm)	Contact material	Miscellaneous	Stock version
	230					6.3					
1677.5306	115 - 230					6.3					

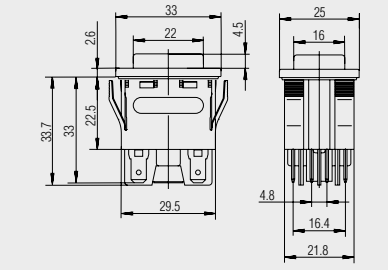



Basic types 1672, 1673 and 1675
single-pole
illuminated / non-illuminated

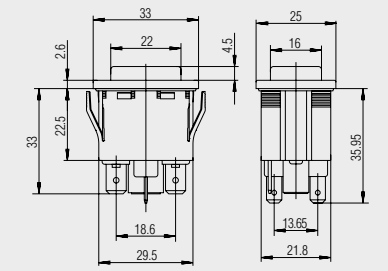



X = Wall thickness

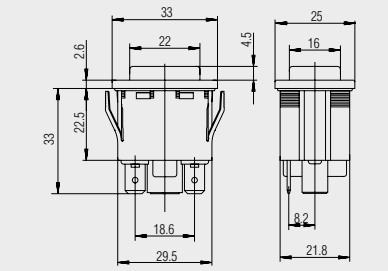
x	y	z
0.8 ... 5.0	30 ^{+0.15}	22.2 ^{+0.15}
0.8 ... 5.0	30 ^{+0.15}	22.2 ^{+0.15}




 Quick-connect terminal 4.8 x 0.8
1673.5501



 Quick-connect terminal 6.3 x 0.8 /
2 x 4.8 x 0.8 external lamp
terminal
basic type 1675



 Quick-connect terminal 6.3 x 0.8
basic type 1672

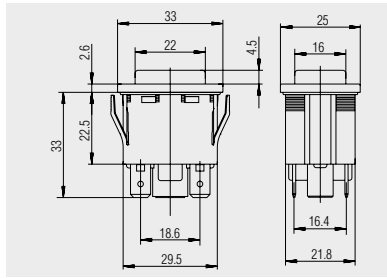


SERIES 1670 - SINGLE AND DOUBLE-POLE PUSHBUTTON SWITCHES

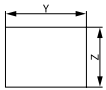
TO 16 (4) A 250 V AC



Basic types 1670 and 1671
double-pole
illuminated / non-illuminated



Quick-connect terminal 6.3 x 0.8

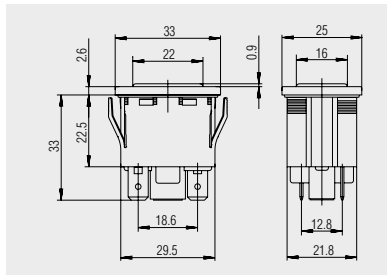


X = Wall thickness

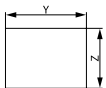
x	y	z
0.8 ... 5.0	30 ^{+0.15}	22.2 ^{+0.15}



Basic type 1677
lamp



Quick-connect terminal 6.3 x 0.8

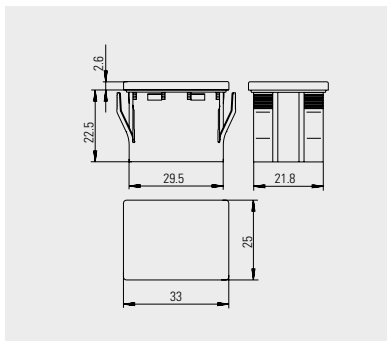


X = Wall thickness

x	y	z
0.8 ... 5.0	30 ^{+0.15}	22.2 ^{+0.15}



Dummy piece
203.020.013



Dummy piece for size of basic type 1677 made of PA with housing in black and cover in blue

ROCKER SWITCHES
PUSHBUTTON SWITCHES
TOGGLE SWITCHES
SLIDE SWITCHES
ROTARY SWITCHES
FOOT SWITCHES
TACT AND KEY SWITCHES
SNAP-ACTION SWITCHES
MICRO-SIGNAL SWITCHES
SENSORS
ECO
PUSH-IN DRIVE