

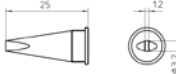
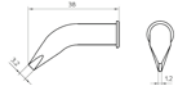




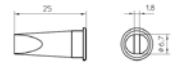



LHT Soldering tips

Chisel shape



A = Width mm
B = Thickness mm
C = Length mm


Model	A	B	C	PU	Order No.
LHT C 	3.2	1.2	25	1	T005 44 455 99
LHT CX 	3.2	1.2	38	1	T005 44 513 99
LHT D 	4.7	1.8	25	1	T005 44 452 99
LHT DX 	5.0	2.0	38	1	T005 44 462 99

Model	A	B	C	PU	Order No.
LHT E 	6.7	1.8	25	1	T005 44 451 99
LHT EX 	7.0	2.0	38	1	T005 44 461 99
LHT F 	9.3	1.8	25	1	T005 44 450 99
LHT FX 	9.0	2.0	38	1	T005 44 460 99

Bevel Cut (Sloped)



A = Width mm
B = Thickness mm
C = Length mm

Model	A	B	C	PU	Order No.
LHT D 45° 		1.8	25	1	T005 44 456 99