

AirMapper™ Site Survey

Site surveying and complete Wi-Fi analysis in the palm of your hand – no laptop, no dongle, and no tethered device.

Overview

Introducing the new **AirMapper™ Site Survey** app for both the AirCheck™ G2 Wireless Tester and EtherScope™ nXG Portable Network Expert. With AirMapper, users of these portable tools can now quickly and easily gather location-based Wi-Fi measurements and create visual heat maps of key performance metrics in the Link-Live Cloud Service or AirMagnet® Survey PRO. The **AirMapper app** is ideal for quick site surveys of new deployments, change validation, and performance verification.


- Complete faster and easier Wi-Fi site surveys with an entirely mobile platform (that also features in-depth analysis tools).
- Perform enterprise-grade surveys without the need of a dongle or tethered device.
- Perform professional SNR and noise measurements with an easy-to-use handheld instrument.
- Examine real-world coverage and gain insight into user experience to avoid performance complaints and costly Wi-Fi network re-design—See what the user is experiencing at that moment!
- Collaborate—Share and visualize survey data through Link-Live Cloud Service (no operating system restrictions).

AirMapper Site Survey on AirCheck G2 or EtherScope nXG provides accurate and complete heat maps by measuring Wi-Fi performance from the perspective of other mobile devices. Users can map RF signal coverage and visualize Wi-Fi network performance at every location on the floor. The ease and portability of this solution enables technicians to quickly troubleshoot or validate the Wi-Fi network by measuring the real-world experience of mobile device users.

With the cloud-based Link-Live service or AirMagnet Survey PRO creating powerful visualizations of the recorded data, centralized engineers can analyze test results from far-flung remote sites without travel.



For AirCheck G2 and EtherScope nXG



Share and visualize survey data through cloud-based Link-Live Service.

AirMapper Site Survey Features

- Measure Signal Coverage, SNR, AP Coverage, Adjacent and Co-Channel Interference, and Tx/Rx Rates
- Validate Wi-Fi Networks from Mobile Device User Point-of-View
- Identify Access Point Configuration and Properties
- Upload and Visualize Survey Results on Link-Live Cloud Service or AirMagnet Survey PRO

*AllyCare support required for some functionality.



More value and key features for AllyCare customers!

Simplified Project Management and Collaboration

The AirMapper Ecosystem now supports the creation and calibration of floorplans in Link-Live in the Survey Projects menu. Once created, the floorplan(s) can be automatically sent to any of the AirMapper collectors (AirCheck G2 or EtherScope nXG units) in the user's organization.

Comprehensive Surveys, Passive and Active

AirMapper now supports both passive and active surveys. Different from passive surveys, active surveys allow you to perform a site survey while being actively connected to a Wi-Fi network. Active surveys are commonly used to validate Wi-Fi network performance and roaming. With its dual radios, EtherScope nXG Version 1.4 enables simultaneous passive and active surveys to gather critical site metrics and validate client experience and roaming with one survey.

Ensure Complete Record Keeping

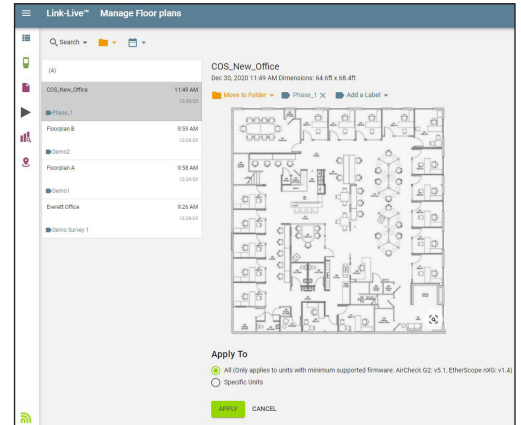
Add Comments on Floor Plan – you can document network issues and changes while performing a site survey. AirMapper allows you to add comments anywhere on the floor plan to record observations or notes, which will be uploaded to Link-Live along with the survey measurements.

Comprehensive Visualizations Speed Validation and Troubleshooting

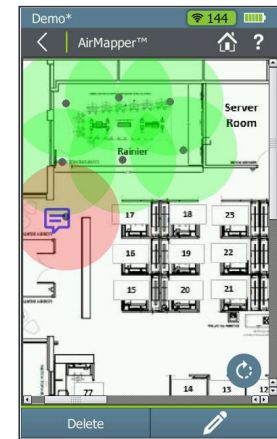
Link-Live features a complete set of pre-configured visualizations to help you ensure coverage, connectivity, and performance. Adjusting threshold values indicates areas where measured metrics fail to meet network requirements. The “auto-scale” feature provides more granularity and instant visibility in variations of key Wi-Fi metrics.

Pre-configured heatmaps:

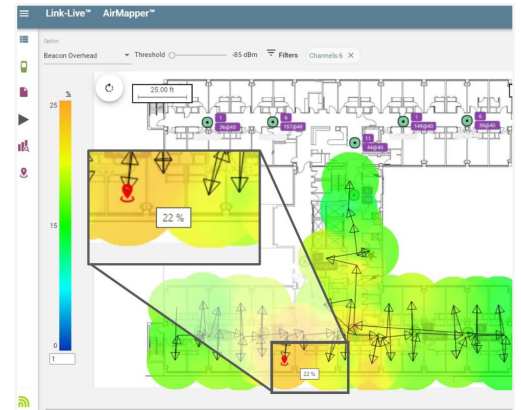
- Signal (dBm)
- Noise (dBm), SNR (dB)
- Co-Channel Interference
- Adjacent Channel Interference
- AP Coverage
- Min Basic Rate (Mbps)
- Beacon Overhead
- Max Tx, Max Rx Rates (Mbps)
- Max, Min MCS



Manage floorplans in Link-Live



Add comments on floor plans



Powerful visualizations for critical Wi-Fi metrics

netally.com/products/airmapper-site-survey