

Tooling & Accessories

R280 / R282 / R299

RADIALL 
The next conneXion

Pages

TOOLING

Joule effect soldering devices A-4

Stripping tools A-4 and A-6 to A-7

Point gauges A-4

Soldering A-5

Installation tools A-5 to A-6

Cassettes A-7

Kits for semi-rigid and flexible cables A-8 to A-10

Kits for flexible cables A-11

Crimp tools A-12 to A-13

Torque wrench A-14

Insertion and extraction tools A-15 to A-16

ACCESSORIES

Sliding contacts A-17

Glass beads A-18

Insulated washers A-18

Solder tag A-19

Panel sealing gaskets A-19

Cable panel feedthrough A-19

Cable terminations A-20

Heatshrink sleeves A-21

Cable boots A-21

Panel drilling A-22

JOULE EFFECT SOLDERING DEVICES, TOOLS, POINTER GAUGE

JOULE EFFECT SOLDERING DEVICES

Compliant with European standards n° 89/336/CEE and 73/23/CEE (electromagnetic compatibility and low voltage)
It allows to solder:

- center contacts and bodies to semi-rigid cables,
- center contacts to flexible cables,
- solder pot receptacles.



Photo 1



Photo 2

Part number	Photo	Power	Delivered with
R282 800 000	1	80 Watts	Pliers + electrode: R282 800 020
R282 800 001	2	200 Watts	Pliers: R282 800 011 Electrode: R282 800 022

STRIPPING TOOL FOR SEMI-RIGID CABLE


This easy to use tool removes the cable's outer conductor and dielectric leaving the center conductor stripped to the proper length. It is supplied with a removal blade which can be ordered separately whenever required. Please specify P/N R285 055 000 when ordering the replacement blade. Including adjustment gauge and male hex key.



Cable group	Cable group dia.	Part number
RG405	.085"	R282 051 000
RG402	.141"	R282 053 000

POINTER GAUGE FOR SEMI-RIGID CABLE

Specially designed for sharpening the end of the cable's center conductor, this sharpening tool-gauge is supplied with a removable blade which can be ordered separately whenever required. Please specify P/N R282 056 000 or R282 056 118 when ordering the replacement blade. Including Hex key.



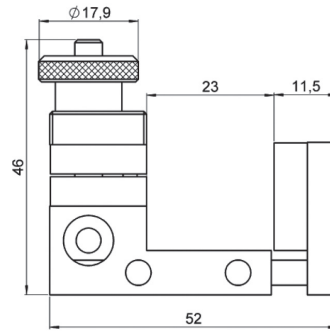

Cable group	Cable group dia.	Part number	Stripping length setting
RG402	.141"	R282 066 000	2.17 (.085)

To download data sheets and assembly instructions, visit www.radiall.com & enter the part number in the Search box.

Bold part numbers represent products typically in stock & available for immediate shipment.


See page 8 and 9 for packaging information.

SOLDERING FIXTURE (JIG)



Cable group	Cable group dia.	Part number
RG405/RG402/RG401	.085"/.141"/.250"	R282 740 000
RG402/RG401	.141"/.250"/.350"	R282 740 030

DRILLING TOOL FOR GLASS BEAD MOUNTING



Part number	Dia. (mm)
R282 080 000	1.98

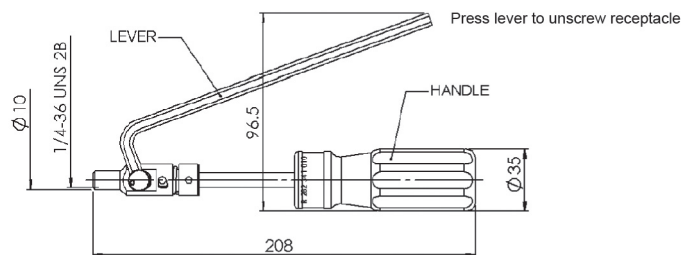
Must be used with machine tool to obtain the required concentricity and dimensions.

SCREW TAP FOR HERMETIC RECEPTACLE SMA, BMA, ...



Part number	Dimension
R282 082 000	1/4 36 UNS 2B

INSTALLATION TOOL FOR SMA JACK RECEPTACLES

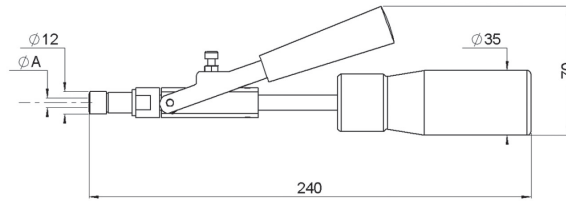


Part number	Coupling torque (N/cm)
R282 341 012 (replace R282 341 000)	280

To download data sheets and assembly instructions, visit www.radiall.com & enter the part number in the Search box.
Bold part numbers represent products typically in stock & available for immediate shipment.
 See page 8 and 9 for packaging information.

INSTALLATION AND STRIPPING TOOLS

INSTALLATION TOOL FOR BMA JACK RECEPTACLES



Part number	Coupling torque (N/cm)	Dimension A mm (inch)
R282 340 000	280	5.3 (.209)

TORQUE SCREWDRIVER

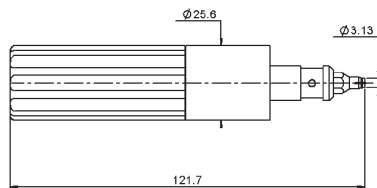
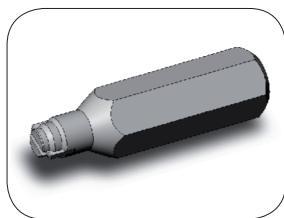


Fig. 1

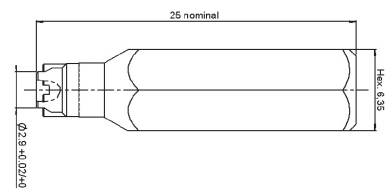



Fig. 2

Part number		Note	Coupling torque
with adapter (fig.1)	adapter only (fig.2)		
R282 339 001	R282 360 001	full detent	7.96 lbf.inch (90cmN)

TIGHTENING TOOL



Part number
R282 202 000

New universal plier which facilitates the tightening of coupling nuts. The removable inserts are made of plastic in order to avoid damage on the knurling (for ≈ 130 Ncm).

STRIPPING TOOL R299 520 000 FOR CABLE DIA. 2.5 TO 8mm (RG58, RG59, RG62) (includes standard cassette R299 522 000)



1) Dimension A in accordance with the plug stripping dimensions (not defined by the tool)

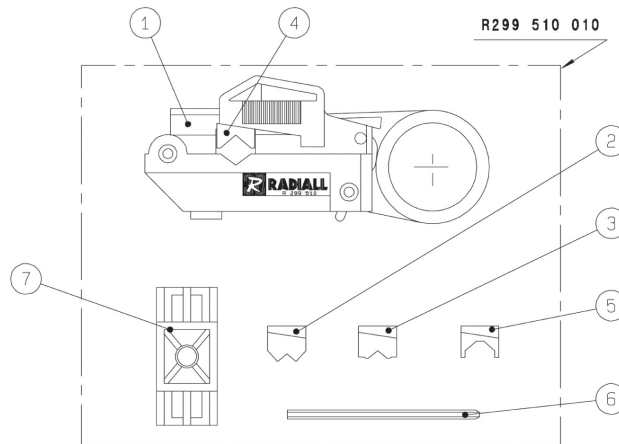

Part number	Designation	Stripping dimension
R299 520 000	Fixed-blade coaxial cable stripping tool for cable dia. 2.5 to 8.0 mm (.1" to .315") Blades can be adjusted to precise cutting depths. Interchangeable blade cassette holders eliminate need to readjust blades	
R299 522 000	adjustable blade, 2 or 3 stages	adjustable
R299 521 011	replacement blade red, 2 stages	B = 6mm
R299 521 012	replacement blade green, 3 stages	B = 5.1mm C = 7.1mm
R299 521 013	replacement blade blue, 2 stages	B = 6.5mm
R299 521 014	replacement blade yellow, 2 stages	B = 12mm
R299 521 015	replacement blade grey, 2 stages	B = 3.9mm
R299 521 017	replacement blade brown, 3 stages	B = 3.5mm C = 7.5mm

STRIPPING TOOL R299 550 000 FOR CABLE DIA. 2.5 TO 11mm



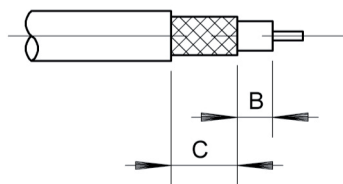

Part number	Designation
R299 550 000	Cable stripping range 2.5 to 11mm (.0984" to .4331") Spring Tension - Squeeze to Open, Insert Cable & Rotate Around Jacket Delivers Smooth Consistent Strips. 9 Position Adjustable Depth Blade

KIT R299 510 010: STRIPPING TOOL FOR 2.5 TO 7.6mm DIA. FLEXIBLE CABLES (without cassette)



Part number	Designation
R299 510 010	STRIPPING TOOL 1 - Stripping tool 2 - White V guide for dia ext. cable 2.5 to 3 mm 3 - Red V guide for dia ext. cable 3 to 5 mm 4 - Blue V guide for dia ext. cable 5 to 6.4 mm 5 - Yellow V guide for dia ext. cable 6.4 to 7.6 mm 6 - Wrench 7 - Gauge

CASSETTES



Part number	Designation	Length B (mm)	Length C (mm)
R299 511 013	Orange stripping cassette	3.5	6.5
R299 511 016	White stripping cassette	1.5	6.3

To download data sheets and assembly instructions, visit www.radiall.com & enter the part number in the Search box.
Bold part numbers represent products typically in stock & available for immediate shipment.
 See page 8 and 9 for packaging information.


KITS FOR SEMI-RIGID CABLES

R282 102 000: Bending kit



N°	Part number	Designation	Old cross reference	Mark
1	R282 750 000	Bending	730 11 000	(09)
2	R282 751 050	Bending gauge .085"	730 11 040	(02)
3	R282 751 051	Bending gauge .085"	730 11 030	(01)
4	R282 751 070	Bending gauge .141"	730 11 060	(04)
5	R282 751 080	Bending gauge .250"	730 11 070	(05)
6	R282 751 071	Bending gauge .141"	730 11 050	(03)

KIT: Stripping + sharpening for semi-rigid cables



R282 114 125: Stripping 3.17 (.125) + sharpening for .085" semi-rigid cables

N°	Part number	Designation
1	R282 051 000	Stripping tool .085"
2	R282 055 000	Replacement stripping blade
3	R282 864 110	Blade installation gauge .085"
4	R282 344 150	Hex 1.5 (.059)
5	R282 063 000	Sharpening and length-setting tool 3.17 (.125") long on .085"
6	R282 056 085	Replacement sharpening blade
7	R282 344 127	Hex 1.27 (.05)

To download data sheets and assembly instructions, visit www.radiall.com & enter the part number in the Search box. **Bold** part numbers represent products typically in stock & available for immediate shipment. See page 8 and 9 for packaging information.

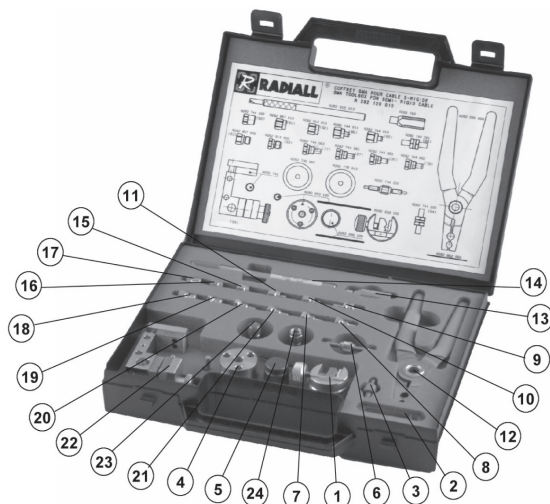
R282 114 162: Stripping 2.17 (.085) + sharpening for .141" semi-rigid cables

N°	Part number	Designation
1	R282 053 000	Stripping tool .141"
2	R282 055 000	Replacement stripping blade
3	R282 864 120	Blade installation gauge .141"
4	R282 344 150	Hex 1.5 (.059)
5	R282 066 000	Sharpening and length-setting tool 2.17 (.085") long on .141"
6	R282 056 118	Replacement sharpening blade
7	R282 344 127	Hex 1.27 (.05)

R282 114 165: Stripping 3.17 (.125) + sharpening for .141" semi-rigid cables

N°	Part number	Designation
1	R282 053 000	Stripping tool .141"
2	R282 055 000	Replacement stripping blade
3	R282 864 120	Blade installation gauge .141"
4	R282 344 150	Hex 1.5 (.059)
5	R282 067 000	Sharpening and length-setting tool 3.17 (.125") long on .141"
6	R282 056 118	Replacement sharpening blade
7	R282 344 127	Hex 1.27 (.05)

R282 120 010: SMA solder kit (Suitable for commercial and standard SMA)



N°	Part number	Designation	Mark
1	R282 059 100	Cable holder	
2	R282 862 060	Solder gauge (cab .085": mark 61, cab .141": mark 62)	
3	R282 744 200	Soldering locator tool for right angle SMA	(84)
4	R282 053 100	Stripping tool	
5	R282 066 100	Trimmer	
6	R282 744 220	Soldering locator tool for center contact	
7	R282 744 060	Soldering locator tool for male SMA cable .085"	(85)
8	R282 744 062	Soldering locator tool for male SMA B cable .085"	(78)
9	R282 744 201	Soldering locator tool for right angle SMA B	(88)
10	R282 744 010	Soldering locator tool for female cable .085"	(80)
11	R282 744 011	Soldering locator tool for female cable .141"	(86)
12	R282 200 000	Retaining ring pliers	
13	R282 760 000	Retaining insert tool	
14	R282 915 010	Dielectric recess tool	
15	R282 914 010	Dielectric recess gauge for female	(92)
16	R282 857 010	Control gauge for female	(81)
17	R282 744 100	Soldering locator tool for male	(82)
18	R282 857 000	Control gauge for male	(83)
19	R282 914 000	Dielectric recess gauge for male	(93)
20	R282 744 063	Soldering locator tool for male SMA B cable .141"	(77)
21	R282 744 061	Soldering locator tool for male SMA cable .141"	(87)
22	R282 740 000	Soldering fixture	
23	R282 730 040	Dielectric insert tool + dielect. plunger for female	
24	R282 730 043	Dielectric insert tool + dielect. plunger for male	

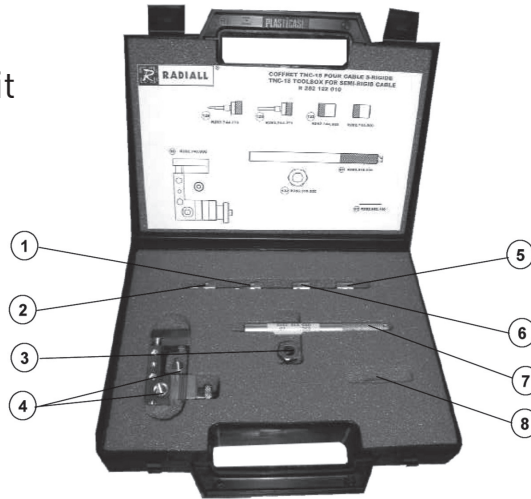
To download data sheets and assembly instructions, visit www.radiall.com & enter the part number in the Search box.

Bold part numbers represent products typically in stock & available for immediate shipment.

See page 8 and 9 for packaging information.

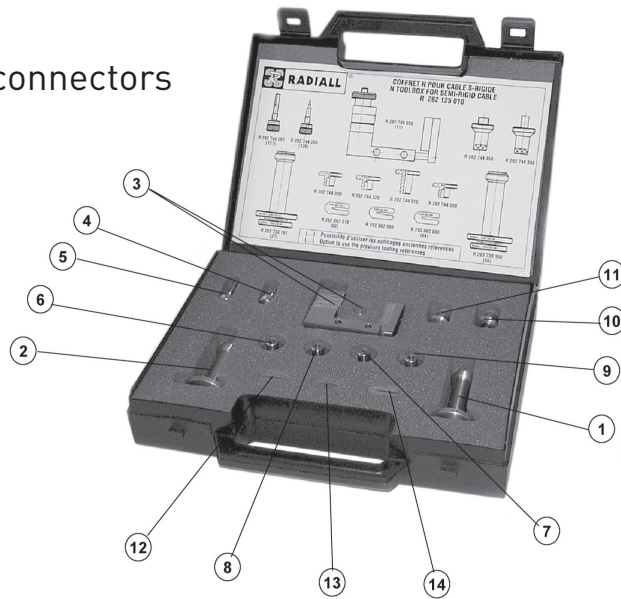
KITS FOR SEMI-RIGID CABLES

R282 122 010:
TNC 18 GHz solder kit



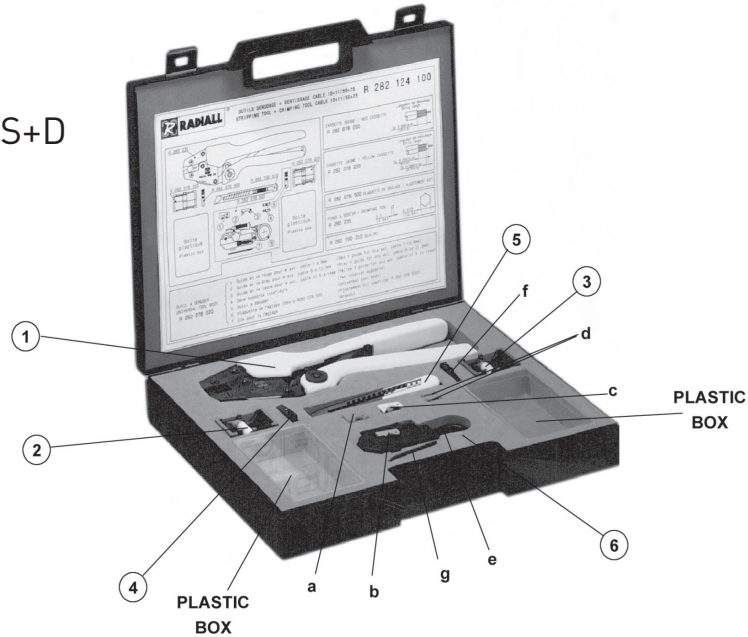
N°	Part number	Designation	Mark
1	R282 744 271	Soldering locator tool for male	(128)
2	R282 744 270	Soldering locator tool for female	(129)
3	R282 370 020	Locking tool	(132)
4	R282 740 000	Soldering fixture	(10)
5	R282 744 000	Soldering locator tool for .085" cable	
6	R282 744 003	Soldering locator tool for .141" cable	(133)
7	R282 915 020	Dielectric recess tool	(97)
8	R282 862 100	Solder gauge	(63)

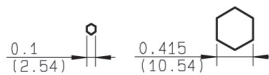
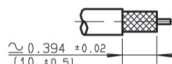
R282 125 010:
Solder kit for N connectors



N°	Part number	Designation	Old cross reference	Mark
1	R282 730 160	.250" dielectric insertion tool + plunger for N jacks	730 25 007	(36)
2	R282 730 161	.141" dielectric insertion tool + plunger for N jacks	730 25 008	(37)
3	R282 740 030	Soldering fixture	730 15 022	(11)
4	R282 744 260	N soldering fixture for female centre contact	730 40 005	(126)
5	R282 744 261	N soldering fixture for male centre contact	730 40 006	(127)
6	R282 744 300	N soldering fixture for cable .085"		
7	R282 744 310	N soldering fixture for cable .141"		
8	R282 744 320	N soldering fixture for cable .141"		
9	R282 744 330	N soldering fixture for cable .250"		
10	R282 744 340	Soldering fixture for N plug cable .141"		
11	R282 744 350	Soldering fixture for N plug cable .250"		
12	R282 862 070	Solder gauge thickness 0.35 (.0138")	730 15 170	(62)
13	R282 862 080	Solder gauge thickness 0.45 (.0177")		
14	R282 862 090	Solder gauge thickness 0.70 (.0276")	730 15 180	(64)
15	R282 915 030	Dielectric recess tool for cable .141"		
16	R282 915 040	Dielectric recess tool for cable .250"		


R282 124 100: Stripping + crimping kit for cables 10+11/50/S+D



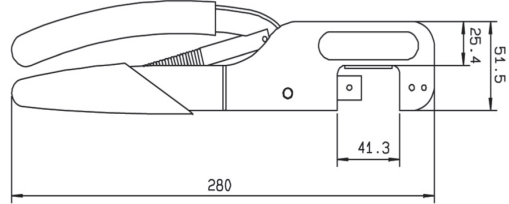
N°	Part number	Designation
1	R282 231 000	Crimping tool 
2	R282 078 200	Green stripping cassette 
3	R282 078 220	Green stripping cassette
4	R282 078 500	Adjustment bit
5	R282 790 010	Scalpel
6	R282 078 000	Universal tool body a - Red V guide for dia ext. cable 7 to 9 mm b - Blue V guide for dia ext. cable 9 to 11.5 mm c - Yellow V guide for dia ext. cable 11.5 to 14 mm d - Two interior supports e - Universal tool body f - Adjustment bit (Identical R282 078 500) g - Wrench

Inside the box, every part number can be ordered separately.


CRIMP TOOLS



MIL CRIMP TOOL (M22520/5-01) R282 293 000 (dies not included)

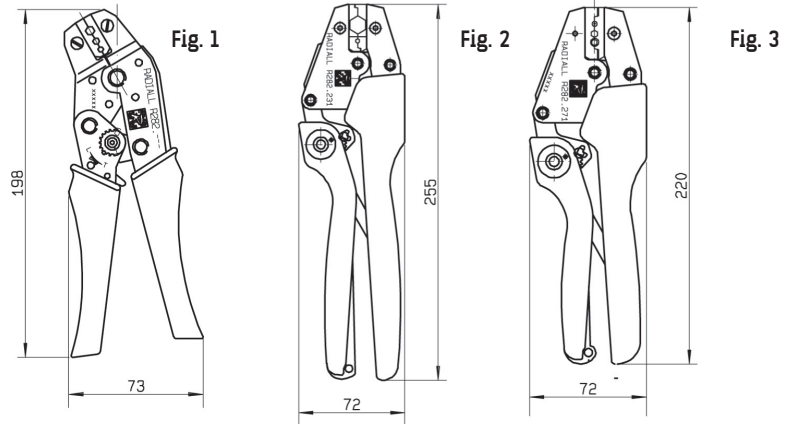


DIES



Cable group	Cable group dia.	Part number			
		dieset only	tool complete with dies		
RG178/RG196/RD178/ RG174/RG316/RG179	2/50/S+D - 2.6/50+75/S	R282 235 003	TA-0105	3.25 (.128)	2.67 (.105)
RG58/RG141/RG142/ RG223/RG400	5/50/S - 5/50/D	R282 235 011		5.41 (.213)	1.73 (.068)

CRIMP TOOL
(dies included)



Part number	Fig.	Cable group	Cable group dia.	Color of handles			
R282 211 000	1	.046"OD/.048"OD - RG178/RG196/.075"OD RG174/RG316/RF179	1/50+75 - 2/50/S+75 - 2.6/50/ S+75	Red	4.52 (.178)	3.25 (.128)	2.67 (.105)
R282 223 000		RG122/RG58/RG62	4/50+75 - 5/50 - 6/75+93	Orange	6.48 (.255)	5.41 (.213)	1.73 (.068)
R282 227 000	3	RG6	8/75+95	Blue	8.23 (.324)		1.73 (.068)
R282 231 000	2	RG393/RG214	10/50/D - 10.3/50/S - 11/50/D	Yellow	10.54 (.415)	2.54 (.1)	
R282 271 000	3	RG178/RG174/RG316/ RD316/RG179/RD179	2/50+75 - 2.6/50+75/S+D	Black	3.84 (.131)	3.25 (.128)	0.72* (.028)

* Square crimping die.

To download data sheets and assembly instructions, visit www.radiall.com & enter the part number in the Search box.
Bold part numbers represent products typically in stock & available for immediate shipment.
 See page 8 and 9 for packaging information.

UNIVERSAL CRIMPING TOOLKIT



Part number	Designation
R396 128 000	Crimping tool R396 400 060 Dies part numbers: R396 400 062 - for RG174/RG179 R396 400 063 - for RG58/RG59/RG62 R396 400 064 - for RJ45 plugs R396 400 065 - for RJ11/12 plugs

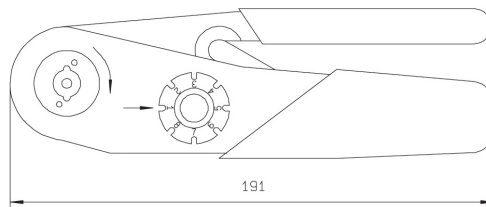

BNC TOOLKITS

Part number	Designation
R282 124 050 (50Ω)	1x R282 223 000 Crimp tool for cable diameter 5 or 6 mm. Hex.: 1.73/5.41/6.48 15x R141 082 161 BNC male, straight, crimp for RG58 1x R299 520 000 Strip tool 1x R299 521 017 Replacement blade brown, 3 step for RG58, RG59

Part number	Designation
R282 124 075 (75Ω)	1x R282 223 000 Crimp tool for cable diameter 5 or 6 mm. Hex.: 1.73/5.41/6.48 15x R142 085 161 BNC male, straight, crimp for RG59 1x R299 520 000 Strip tool 1x R299 521 017 Replacement blade brown, 3 step for RG58, RG59



CRIMP TOOL FOR CENTER CONTACT R282 281 000



LOCATOR TOOL FOR CENTER CONTACT CRIMP TOOL R282 281 000

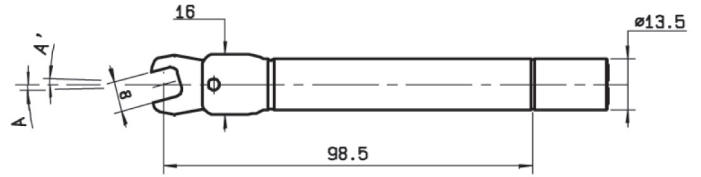



Part number	Note
R282 967 030	For pin contact for socket contact
R282 983 000	

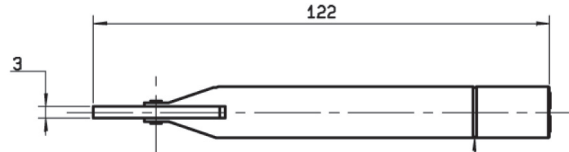
To download data sheets and assembly instructions, visit www.radiall.com & enter the part number in the Search box.
Bold part numbers represent products typically in stock & available for immediate shipment.
 See page 8 and 9 for packaging information.

TORQUE WRENCH

TORQUE WRENCH 4 to 10mm



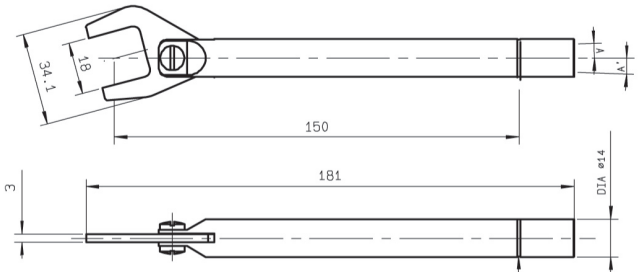

A A' angular sweep approximately 2°



Gauge weight positioning groove for calibration of coupling torque

Part number	Across flats (mm)	Coupling torque (N.cm)
R282 318 000	6 (.236)	30
R282 319 000	6.35 (.250)	60 to 80
R282 320 000	8 (.315)	80 to 120
R282 320 030		60
R282 320 031		70
TA-0456		395 (35 lbf-in)
TA-0398	5.5 (.218)	34 (48 oz-in)
TA-0432	4.0 (.156)	21 (30 oz-in)
TA-0436	5.5 (.218)	68 (96 oz-in)

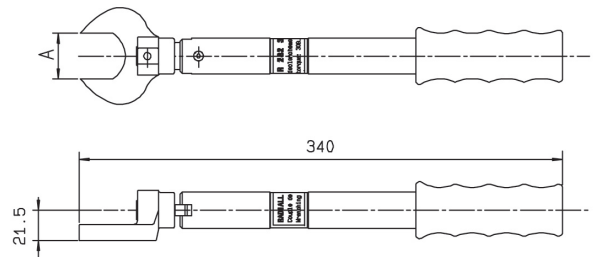
TORQUE WRENCH 10 to 20 mm



Gage weight positioning groove for calibration of coupling torque

Part number	Across flats (mm)	Coupling torque (N.cm)
R282 300 000	14 (.550)	265
R282 303 020	18 (.710)	170

TORQUE WRENCH 32 mm



Part number	Across flats A (mm)	Coupling torque (N.cm)
R282 303 500	32 (1.260)	3500

INSERTION AND EXTRACTION TOOLS

EXTRACTION TOOL

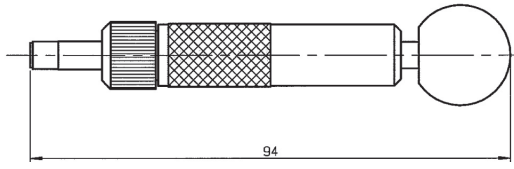


Fig. 1

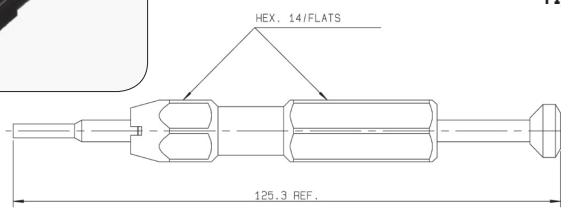


Fig. 2

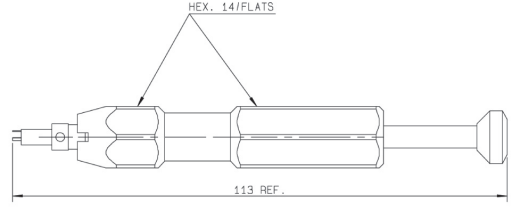
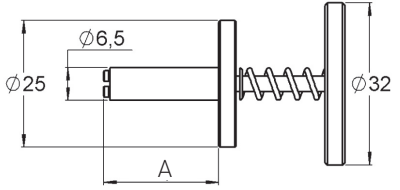



Fig. 3

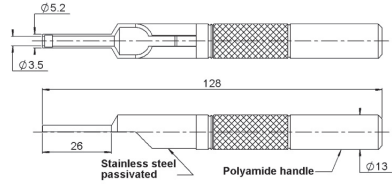
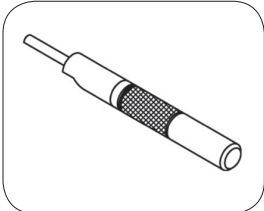
Part number	Fig.	Use	Note
R282 918 000	1		For removing BMA floating jack
R282 920 010	2	U01	For male COAXIPACK 2 inserts
R282 920 100	3	U02	For female COAXIPACK 2 inserts

SMP DISENGAGEMENT TOOL FOR R222 705 xxx



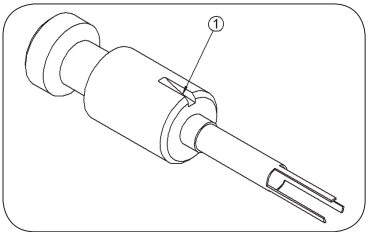
Part number	A dimension
R282 918 100	23mm
R282 918 120	150mm

SMP EXTRACTION TOOL (for cable plugs with semi-rigid cable only R222 05x xxx)



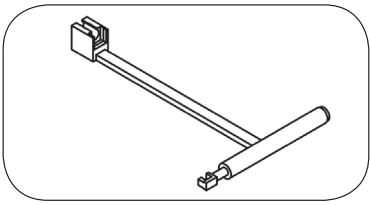
Part number
R282 918 140

COAXIPACK 2 EXTRACTION TOOL



Part number
R282 920 120

HDC 43 INSERTION & EXTRACTION TOOL



Part number
R282 868 201

To download data sheets and assembly instructions, visit www.radiall.com & enter the part number in the Search box. **Bold** part numbers represent products typically in stock & available for immediate shipment. See page 8 and 9 for packaging information.

EXTRACTION TOOLS

UMP EXTRACTION TOOL



Photo 1

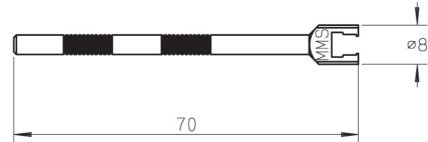



Photo 2

Part number	Photos	Note	To disconnect
R282 867 020	1	Axial disconnection	H2
R282 867 030	2	Lateral disconnection	H2, H2.6 & H3

This tool only applies to lock version. No tool needed for UMP snap of slide versions

MMS AND MMT EXTRACTION TOOL



Part number	Series
R282 868 030	MMT
R282 868 100	MMS

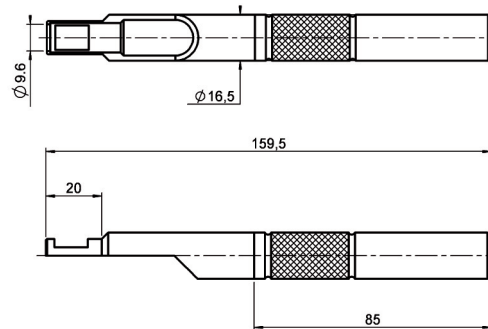
Materials and finish: black anodized aluminium. The anodization allows the electric insulation and protects from the oxidization.

EXTRACTION TOOLS



Part number	To disconnect	Packaging
R302 309 000	H2.5 & H2.0	unit
R302 159 000	H1.5	

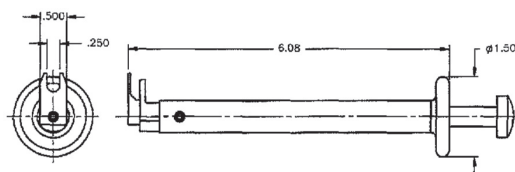
QMA EXTRACTION TOOL (optional for high density applications)



Part number
R282 868 230

This tool can be used with either straight or right angle connectors.

QRE EXTRACTION TOOL



Part number
TA-0457

This tool can be used with either straight or right angle connectors.

To download data sheets and assembly instructions, visit www.radiall.com & enter the part number in the Search box. **Bold** part numbers represent products typically in stock & available for immediate shipment. See page 8 and 9 for packaging information.

EXTRACTION TOOL FOR RIGHT ANGLE MCX AND MMBX CONNECTORS AND CAP MOUNTING



Part number	Flat dimension: inch (mm)
R282 868 000	.276 (7)

This tool has two functions
 - fitting of covers on right angle connectors,
 - extraction of these models after coupling.

OPTIONAL SLIDING CONTACTS AND INSULATORS



Accept pin dia. A

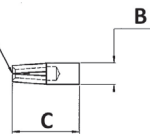


Fig. 1

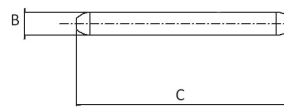


Fig. 2

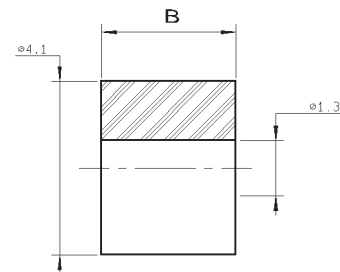


Fig. 3

Type	Part number	Fig	Dimensions (mm)			Packaging
			A	B	C	
Socket	R280 181 000	1	0.9	1.275	14.8	10 pieces
	R280 469 000		0.3	0.85	3.43	
	R280 469 010		0.46	0.85	3.43	
	R280 470 000		0.28/0.38	0.77	1.84	
	R280 470 050		0.46	0.77	1.84	
Pin	R280 473 100	2	-	0.30	2.80	unitary
Insulator	R280 467 000	3		1.57		10 pieces
	R280 468 000			3.17		
	R280 468 120			10.1		

CONTACTS FOR FIELD REPLACEABLE RECEPTACLES

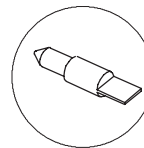
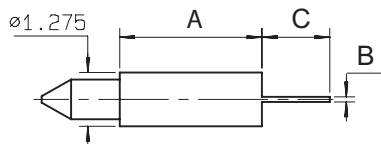


Fig. 1

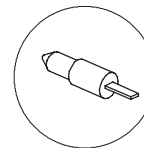


Fig. 2

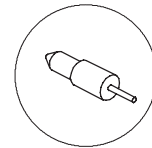


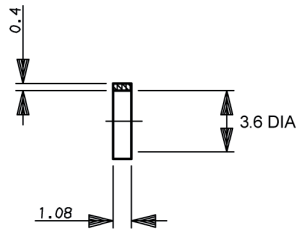
Fig. 3

Part number	Fig	Termination	A	B	C	Packaging
R280 461 000	1	Tab	3.37	0.13	1.6	10 pieces
R280 461 200	2	Tab special	3.37	0.13 x W0.51	1.6	
R280 461 210	1	Tab	10.3	0.13	1.6	
R280 463 000	3	Cylindrical	3.37	dia 0.25	1.6	
R280 465 000	2	Tab special	0.2	0.13 x W0.60	0.9	

To download data sheets and assembly instructions, visit www.radiall.com & enter the part number in the Search box.
Bold part numbers represent products typically in stock & available for immediate shipment.
 See page 8 and 9 for packaging information.

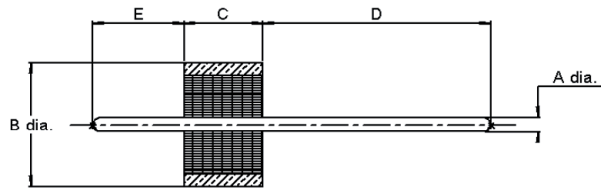
GLASS BEADS, EMI GASKETS AND INSULATED WASHERS

EMI/RFI GASKET



Part number	Packaging
R280 510 000	10 pieces

GLASS BEAD/HERMETIC SEALS



Hermeticity guaranteed at 10^{-8} atm.cm³/s

Part number	Dimensions (mm)				
	A	B	C	D	E
R280 751 000	0.30 (.012)	2.52 (.099)	1.60 (.063)	4.57 (.180)	1.83 (.072)
R280 751 080				1.3 (.051)	
R280 755 000	0.46 (.018)	2.85 (.112)	1.60 (.063)		
R280 757 070	0.50 (.019)	4 (.157)	1.77 (.070)	1.77 (.070)	2.03 (.080)
R280 757 080				5.82 (.230)	1.93 (.076)
R280 760 040	0.30 (.012)	1.93 (.076)	1.40 (.055)	0.74 (.029)	1.04 (.041)
R280 751 350	0.30 (.012)	2.52 (.099)	1.60 (.063)	4.57 (.180)	1.83 (.072)
R280 752 000	0.38 (.015)	2.50 (.098)	1.56 (.061)	1.95 (.076)	1.59 (.062)
R280 752 020	0.38 (.015)	2.50 (.098)	1.56 (.061)	1.3 (.051)	1.59 (.062)
R280 755 040	0.46 (.018)	2.85 (.111)	1.60 (.063)	4.57 (.180)	1.83 (.072)

INSULATED WASHERS

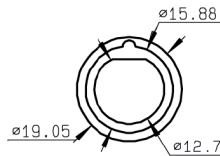


Fig. 1

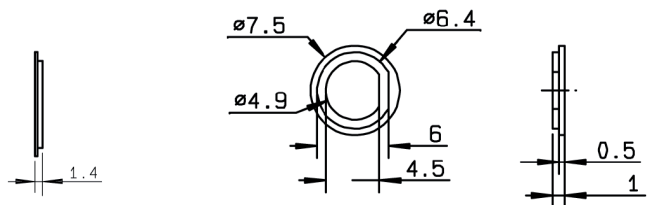
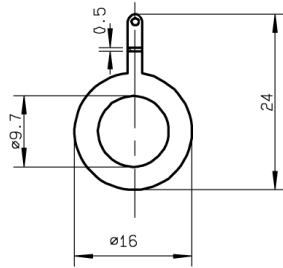


Fig. 2

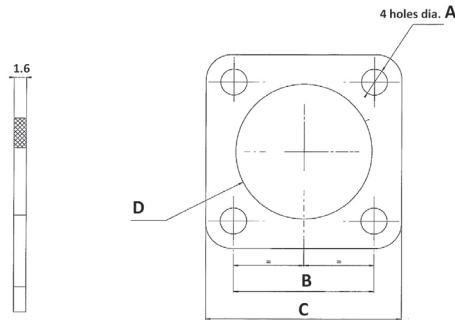

Part number	Fig.	To be used on (partial list)	Material	Packaging
R280 907 000	1	R141 304 000 R141 323 000 R141 324 000 R141 327 000 R141 332 161 R141 332 500	Nylon	100 sets (200 washers)
		R141 338 000 R141 730 000 R141 753 000 R142 239 000 R142 334 161 R142 720 000		
R280 902 000	2	R142 562 290		

SOLDER TAG



Part number	Finish	Packaging
R280 490 020	Nickel	100 units

PANEL SEALING GASKETS



Part number	Series	Dimensions (mm)				Material
		A	B	C	D	
R280 505 000	N	Ø 3.4	18.25	25.4	17.7	Neoprene
R280 503 000	BNC	Ø 3	12.7	17.5	11.5	

CABLE PANEL FEEDTHROUGH

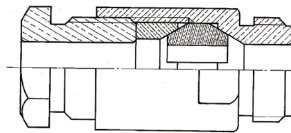


Fig. 1

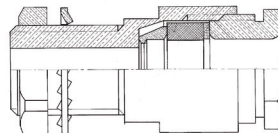


Fig. 2

Part number	Fig.	Mounting type	Panel hole size	Cable group dia.	Cable group
R280 007 000	1	Thread-in	7/16 - 14 UNC 2A	5/50	RG58/RG141/RG142
R280 009 000	1	Thread-in	7/16 - 28 UNEF 2A		
R280 010 000	1	Thread-in	7/16 UNC 2A	6/75	RG59/RG62
R280 019 000	1	Thread-in	11/16 24 NEF 2A	10/50 11/50	RG213/RG393/ RG214/RG216
R280 054 000	2	Bulkhead	4.9 mm	3 Max	RG178/RG174/ RG316/RG179
R280 257 000	2	Bulkhead	8 mm	5/50	RG58/RG141/RG142

To download data sheets and assembly instructions, visit www.radiall.com & enter the part number in the Search box. **Bold** part numbers represent products typically in stock & available for immediate shipment. See page 8 and 9 for packaging information.

CABLE TERMINATIONS

RIGHT ANGLE PCB CABLE TERMINATIONS

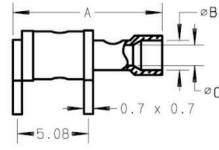


Fig. 1

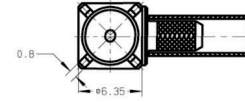


Fig. 2

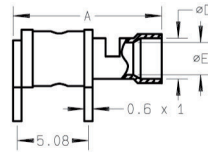


Fig. 3

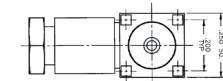
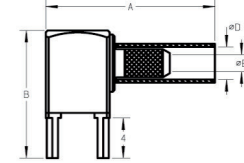


Fig. 4

Cable group	Cable dia.	Part number	Fig.	Dimensions (mm)			Panel drilling	Finish	Note
				A	B	C/E			
RG178/RG196	2/50/S	R280 219 000	1	10.70	2.10	1.45	P03	Gold	2 pins/solder
		7145-1521-002	2	.370	.380	.040	-		4 pins/crimp
		8145-1521-002	2	.687	.430	.043	P01		
RG174/RG316/RG179	2.6/50+75/S	R280 220 008	3	10.70	2.90	2.30	P04	Tin lead	2 pins/solder
		R280 294 000	2	16.85	3.25	1.70	P01		4 pins/crimp
RG405	.085"	8045-1541-010	4	.590	.430	.121	-	Gold	4 pins/clamp

STRAIGHT PCB CABLE TERMINATIONS

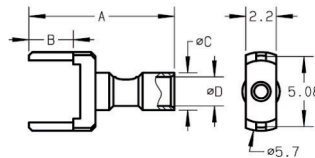



Fig. 1

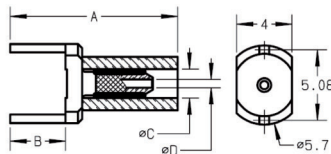


Fig. 2

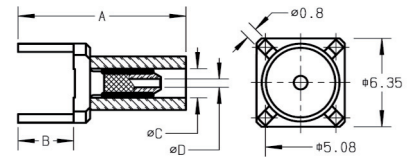
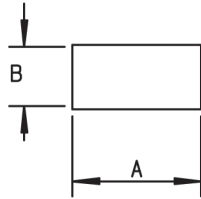



Fig. 3

Cable group	Cable dia.	Part number	Fig.	Dimensions (mm)				Panel drilling	Finish	Note
				A	B	C	D			
RG178/RG196	2/50/S	R280 221 000	1	10.50	3.20	2.70	1.45	P02	Gold	2 pins/solder
RG174/RG316/RG179	2.6/50 - 2.6/75/S	R280 222 000	2	8.40	3.20	3.15	2.30			
		R280 284 000	3	17.20	4.00	3.25	1.70	P01	Nickel	4 pins/crimp

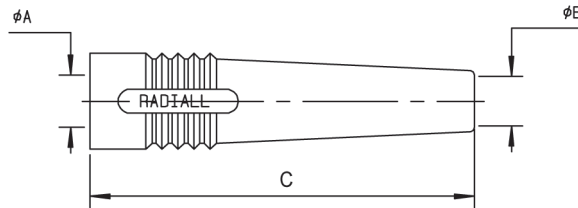
HEATSHRINK SLEEVES



These heatshrink sleeves guarantee an IP65 moisture resistance on crimp type models and an IP 67 moisture resistance on clamp type models.

Part number	B		A	Packaging
	Before shrinkage	After shrinkage		
R280 637 030	6.4	3.2	25.4	100
R280 637 040	12	6	45	

CABLE BOOTS (material: PVC)

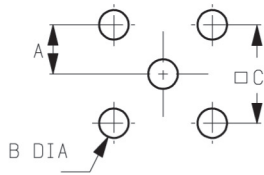


Color	Cable group	2.6/50		5/50	6/75
		A: 5.5 - B: 2.6 C: 27	A: 5.5 - B: 2.6 C: 48	A: 5.5 - B: 5.1 - C: 48	A: 6.5 - B: 6.2 - C: 48
Black		R280 560 000	R280 566 000	R280 570 010/R280 570 000*	R280 590 000
Red		R280 560 001	R280 566 001	R280 571 000	R280 591 000
Green		R280 560 002	R280 566 002	R280 572 000	R280 592 000
Blue		R280 560 003	R280 566 003	R280 573 000	R280 593 000
Yellow		R280 560 004	R280 566 004	R280 574 000	R280 594 000
Grey		R280 560 005	R280 566 005	R280 575 000	R280 595 000
White		R280 560 006	R280 566 006	R280 576 000	R280 596 000
Brown		R280 560 007	R280 566 007	R280 577 000	R280 597 000
Orange		R280 560 008	R280 566 008	R280 578 000	R280 598 000
Violet				R280 579 000	

Standard packaging = 10 pieces - * packaging = 100 pieces.

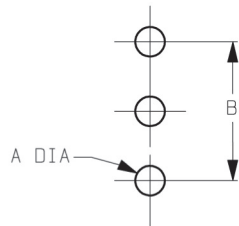
PANEL DRILLING

P01



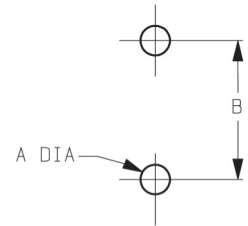
	MM		INCH	
	maxi	mini	maxi	mini
A	2.56	2.52	0.101	0.099
B	1.4	1.3	0.055	0.051
C	5.13	5.03	0.202	0.198

P02



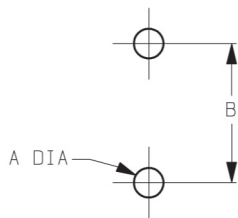
	MM		INCH	
	maxi	mini	maxi	mini
A	1.15	1.05	0.045	0.041
B	5.15	5.05	0.203	0.199

P03



	MM		INCH	
	maxi	mini	maxi	mini
A	1.10	1.00	0.043	0.039
B	5.13	5.03	0.202	0.198

P04



	MM		INCH	
	maxi	mini	maxi	mini
A	1.5	1.4	.059	.055
B	5.13	5.03	.202	.198



AEROSPACE



AUTOMOTIVE



DEFENSE



INDUSTRIAL



INSTRUMENTATION



MEDICAL



SPACE



TELECOM

EUROPE

France - RADIALL S.A.

101, Rue Ph. Hoffmann
93116 ROSNY sous BOIS (Paris)
Tel.: +33 1 49 35 35 35 - Fax: +33 1 48 54 63 63
E-Mail: info@radiall.com

Finland - RADIALL SF

P.O. Box 202 - 90101 OULU
Tel.: +358 407 522 412
E-Mail: infofi@radiall.com

Germany - RADIALL GmbH

Carl-Zeiss Str. 10 Postfach 200143
D63307 - RÖDERMARK (Frankfurt)
Tel.: +49 60 74 91 07 0 - Fax: +49 60 74 91 07 70
E-Mail: infode@radiall.com

Italy - RADIALL Elettronica S.R.L.

Via Concordia, 5 - 20090 ASSAGO MILANO
Tel.: +39 02 48 85 121 - Fax: +39 02 48 84 30 18
E-Mail: infoit@radiall.com
Regional office: Roma

Netherlands - RADIALL B.V.

Hogebrinkerweg 15b - 3871 KM HOEVELAKEN
Tel.: +31 33 253 40 09 - Fax: +31 33 253 45 12
E-Mail: infofl@radiall.com

Sweden - RADIALL A.B.

Sjöängsvägen 2 - SE-192 72 SOLLENTUNA (Stockholm)
Tel.: +46 844 434 10 - Fax: +46 875 449 16
E-Mail: infose@radiall.com

U.K. - RADIALL Ltd.

Ground Floor, 6 The Grand Union Office Park,
Packet Boat Lane
UXBRIDGE Middlesex UB8 2GH (London)
Tel.: +44 1895 425 000 - Fax: +44 1895 425 010
E-Mail: infouk@radiall.com

NORTH AMERICA

USA - RADIALL USA, Inc.

6825 West Galveston Street
CHANDLER, Arizona 85226
Tel.: +1 480 682 9400 - Fax: +1 480 682 9403
E-Mail: infousa@radiall.com

ASIA

China - SHANGHAI RADIALL Electronic Co., Ltd.

N° 390 Yong He Road 200072 - SHANGHAI
Tel.: +86 21 66 52 37 88 - Fax: +86 21 66 52 11 77
E-Mail: infosh@radiall.com

Japan - NIHON RADIALL

Shibuya-ku Ebisu 1-5-2, Kougetsu Bldg 405
TOKYO 150-0013
Tel.: +81 3 3440 6241 - Fax: +81 3 3440 6242
E-Mail: infojp@radiall.com

Hong Kong - RADIALL Electronics Ltd.

Flat D, 6/F, Ford Glory Plaza,
37-39 Wing Hong Street
Cheung Sha Wan
KOWLOON HONG KONG
Tel: +852-2959-3833 - Fax: +852-2959-2636
E-Mail: infohk@radiall.com

India - RADIALL India Pvt. Ltd.

25 D, II Phase, Peenya Industrial Area
BANGALORE 560058
Tel.: +91 80 83 95 271 - Fax: +91 80 83 97 228
E-Mail: infoin@radiall.com

ALSO REPRESENTED IN

Australia	Hungary	Poland
Austria	Indonesia	Russia
Belgium	Israel	Singapore
Brazil	Korea	Spain
Czech Republic	Latvia	Switzerland
Denmark	Lithuania	Taiwan
Estonia	Malaysia	Thailand
Greece	Norway	Vietnam
	Philippines	South Africa

For the above countries, please contact the local agent or RADIALL at info@radiall.com

