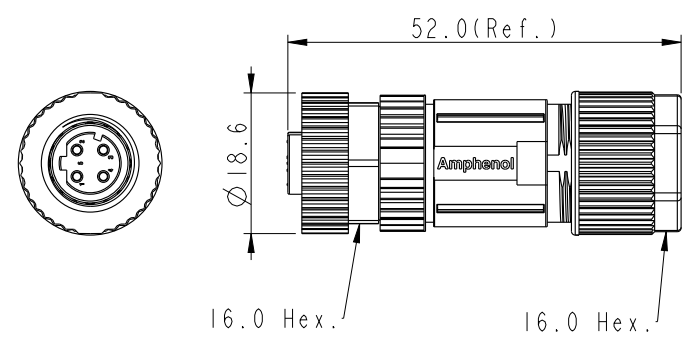
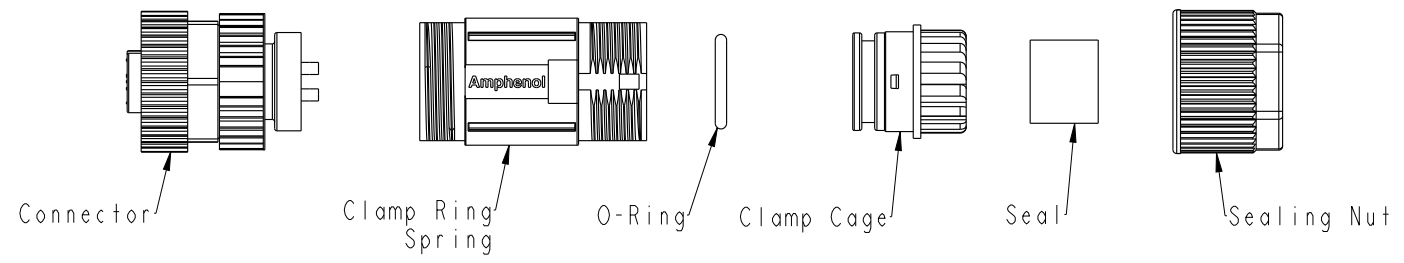
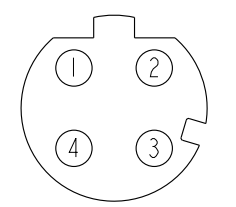


THIS DOCUMENT IS SUBJECT TO CHANGE WITHOUT NOTICE. IT IS CONFIDENTIAL AND A PROPERTY OF Amphenol LTW. DISCLOSURE TO THIRD PARTY HAS TO BE AUTHORIZED BY Amphenol LTW.

REV.	ECN NO.	DATE	SIGN	DESCRIPTION



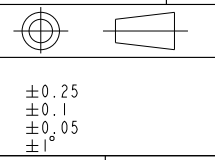
- Note:
- \*  $\text{CC}$  Important Dimension To Check.
  - \* Waterproof Rate: IP67
  - \* Housing: Thermoplastic, Black.
  - \* Clamp Cage: Thermoplastic, Black.
  - \* Pin: Copper Alloy, Gold Plated.
  - \* Nut: Matel.
  - \* O-Ring: Rubber, Grey.
  - \* Clamp Ring: Matel.
  - \* Sealing Nut: Matel.
  - \* Seal: Rubber, Grey.
  - \* Seal For Cable OD:  $\varnothing 4.0\text{mm} \sim \varnothing 7.5\text{mm}$
  - \* Applicable Wire gauge (Stranded wire cross section) 26AWG~24AWG
  - \* Mating Recommended tightening torque:  
3~4 kgf.cm / 0.29~0.39 N.m
  - \* Sealing-Nut Recommended tightening torque:  
4~6 kgf.cm / 0.39~0.59 N.m
  - \* Detailed applicable wire specifications may vary depending on the actual wire construction.



Pin Assignment Front View

UNIT:mm

TOLERANCE	
.X	$\pm 0.25$
.XX	$\pm 0.1$
.XXX	$\pm 0.05$
ANGLES	$\pm 1^\circ$



TITLE MI2D Shielded Assy F Conn. F Pin			
SCALE	SIZE	SHEET	OF
1:1	A4	1	1
REV.	WC-REV.	$\text{CC}$ : Inspection item	
A	A.5		

**Amphenol LTW**  
安費諾亮泰企業股份有限公司

ITEM NO	MSDS-04BFFA-SL7001
DWG NO	MSDS-04BFFA-SL7001
CUSTOMER	ALTW

DRAWN BY	JC Chen
CHECKED BY	Li Feng
APPROVED BY	Jerry

DATE	2020-04-18
DATE	2020-04-18
DATE	2020-04-18