


UM 45-D 9SUB/B

Order No.: 2962722

The illustration shows the version UM 45-D37SUB/S




<http://eshop.phoenixcontact.se/phoenix/treeViewClick.do?UID=2962722>

VARIOFACE module, with screw connection and D-subminiature
socket strip, for assembly on NS 35/7.5, 9 positions



Commercial data

| | |
|----------------|---|
| EAN |  4 017918 087395 |
| Pack | 1 |
| Customs tariff | 85369010 |

Product notes

WEEE/RoHS-compliant since:
2006-07-14



Please note that the data given here has been taken from the online catalog. For comprehensive information and data, please refer to the user documentation at <http://www.download.phoenixcontact.com>. The General Terms and Conditions of Use apply to Internet downloads.

Technical data

General data

| | |
|---|---|
| Nominal voltage U_N | 125 V AC/DC |
| Max. current carrying capacity per branch | 2.5 A 1.5 A (with even load on all branches) |
| Number of positions | 9 |
| Width | 54 mm |

| | |
|---|--------------------------|
| Height | 45 mm |
| Depth | 42 mm |
| Ambient temperature (operation) | -20 °C ... 50 °C |
| Ambient temperature (storage/transport) | -20 °C ... 70 °C |
| Test voltage | 800 V AC (50 Hz, 1 min.) |
| Mounting position | Any |
| Standards/regulations | IEC 60664 DIN VDE 110 |
| Pollution degree | 2 |
| Surge voltage category | II |

Connection data

| | |
|--|----------------------|
| Connection 1 | PCB connection |
| Connection in acc. with standard | IEC / EN |
| Connection method | Screw connection |
| Conductor cross section solid min. | 0.14 mm ² |
| Conductor cross section solid max. | 1.5 mm ² |
| Conductor cross section stranded min. | 0.14 mm ² |
| Conductor cross section stranded max. | 1.5 mm ² |
| Conductor cross section AWG/kcmil min. | 26 |
| Conductor cross section AWG/kcmil max | 16 |
| Stripping length | 6 mm |
| Screw thread | M3 |
| Connection 2 | D-SUB connection |
| Connection method | Pluggable |

Certificates



Certification

CUL, GOST, UL

| Accessories | | |
|------------------------|------------------------------------|---|
| Item | Designation | Description |
| Cable/conductor | | |
| 2302434 | CABLE D-SUB-S-S-S/.../.../... | Shielded round cable, assembled with two D-SUB male connectors, variable cable length |
| 2302340 | CABLE D-SUB-S/.../.../... | Shielded round cable, assembled with one D-SUB male and one female connector, variable cable length |
| 2299987 | CABLE-D 9SUB/B/S/ 50/ KONFEK/S | Round shielded cable set, with 9-pos. D-SUB female and male connectors, cable length: 0.5 m |
| 2299990 | CABLE-D 9SUB/B/S/100/ KONFEK/S | Round shielded cable set, with 9-pos. D-SUB female and male connectors, cable length: 1 m |
| 2300009 | CABLE-D 9SUB/B/S/150/ KONFEK/S | Round shielded cable set, with 9-pos. D-SUB female and male connectors, cable length: 1.5 m |
| 2302010 | CABLE-D 9SUB/B/S/200/ KONFEK/S | Round shielded cable set, with 9-pos. D-SUB female and male connectors, cable length: 2 m |
| 2302023 | CABLE-D 9SUB/B/S/300/ KONFEK/S | Round shielded cable set, with 9-pos. D-SUB female and male connectors, cable length: 3 m |
| 2302036 | CABLE-D 9SUB/B/S/400/ KONFEK/S | Round shielded cable set, with 9-pos. D-SUB female and male connectors, cable length: 4 m |
| 2302049 | CABLE-D 9SUB/B/S/600/ KONFEK/S | Round shielded cable set, with 9-pos. D-SUB female and male connectors, cable length: 6 m |
| 2926360 | CABLE-D- 9SUB/M/OE/0,25/ S/0,5M | Shielded cable with a 9-pos. D-SUB pin strip and one open end. The individual wires are labeled 1 to 9 and fitted with ferrules. The braided shield is routed to a separate cable end. Cable length: 0.5 m. |
| 2926373 | CABLE-D- 9SUB/M/OE/0,25/ S/1,0M | Shielded cable with a 9-pos. D-SUB pin strip and one open end. The individual wires are labeled 1 to 9 and fitted with ferrules. The braided shield is routed to a separate cable end. Cable length: 1 m. |
| 2926386 | CABLE-D- 9SUB/M/OE/0,25/ S/1,5M | Shielded cable with a 9-pos. D-SUB pin strip and one open end. The individual wires are labeled 1 to 9 and fitted with ferrules. The braided shield is routed to a separate cable end. Cable length: 1.5 m. |
| 2926399 | CABLE-D- 9SUB/M/OE/0,25/ S/2,0M | Shielded cable with a 9-pos. D-SUB pin strip and one open end. The individual wires are labeled 1 to 9 and fitted with ferrules. The braided shield is routed to a separate cable end. Cable length: 2 m. |
| 2926409 | CABLE-D- 9SUB/M/OE/0,25/ S/3,0M | Shielded cable with a 9-pos. D-SUB pin strip and one open end. The individual wires are labeled 1 to 9 and fitted with ferrules. The braided shield is routed to a separate cable end. Cable length: 3 m. |
| 2926412 | CABLE-D- 9SUB/M/OE/0,25/ S/4,0M | Shielded cable with a 9-pos. D-SUB pin strip and one open end. The individual wires are labeled 1 to 9 and fitted with ferrules. The braided shield is routed to a separate cable end. Cable length: 4 m. |

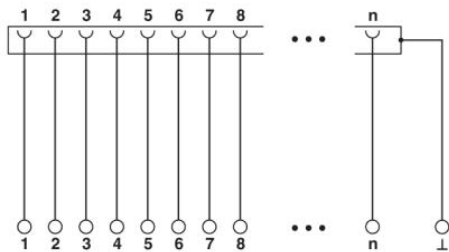
| | | |
|---------|--------------------------------|---|
| 2926425 | CABLE-D- 9SUB/M/OE/0,25/S/6,0M | Shielded cable with a 9-pos. D-SUB pin strip and one open end. The individual wires are labeled 1 to 9 and fitted with ferrules. The braided shield is routed to a separate cable end. Cable length: 6 m. |
|---------|--------------------------------|---|

General

| | | |
|---------|-------------------------------|--|
| 2900909 | CABLE-D- 9SUB-M-OE-0,25-S/... | Shielded cable with a 9-pos. D-SUB pin strip and one open end. The individual wires are labeled 1 to 9 and fitted with ferrules. The braided shield is routed to a separate cable end. Cable length: variable. |
|---------|-------------------------------|--|

Drawings

Circuit diagram



Address

Phoenix Contact AB
Linvägen 2
14144 Huddinge, Sweden
Phone +46 (0)8 - 608 64 00
Fax +46 (0)8 - 608 64 99
<http://www.phoenixcontact.se>

Phoenix Contact Oy
Technical modifications reserved;