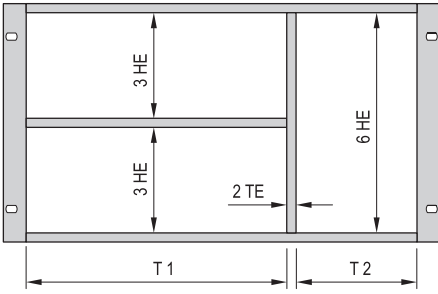
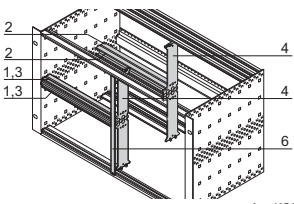
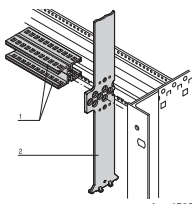


Desk-top cases - *ratio*pac **PRO** / -air

Combined mountings (6 U and 2 x 3 U one above the other)

Order Information

|  | Combined mounting Horizontal and vertical subdivision (incl. front panel for stainless steel EMC gasket) | Alternative front panels for combined mounting | | Splitting extrusion For combined mounting Item 2 |
|--|--|---|---|--|
| |  <p>Item 1: 2 front horizontal rails (H-KD), Al extrusion, anodised; item 2: 2 rear horizontal rails (AB), Al extrusion, anodised; item 3: threaded insert, St, zinc-plated; item 4: Zn die-cast support member; item 6: front panel 2 HP, 6 U, shielded; with EMC stainless steel gasket (84:0 without items 4, 6)</p> | Unshielded front panel, 6 U, 2 HP item 6 | Front panel for textile EMC gasket, 6 U, 2 HP item 6 |  <p>6 U, die-cast zinc; splitting extrusion is inserted in the grid holes of the horizontal rail; the splitting extrusion can be bolted</p> |
| Width pitch T1:T2 HP | PU 1 kit | 1 (SPQ 5) | 1 piece (SPQ 5)¹⁾ | 1 piece |
| 20:62 | 24562-420 | | | |
| 40:42 | 24562-440 | | | |
| 42:40 | 24562-442 | 30847-472 | 30849-140 | 64560-010 |
| 63:19 | 24562-463 | | | |
| 84:0 | 24562-484 | | | |
| Countersunk screw with Torx M4 x 14, zinc-plated, PU 100 pieces fixing splitting extrusion/horizontal rail | – | – | – | 24560-145 |
| Panhead screw M2.5 x 10, St, zinc-plated, PU 100 pieces fixing horizontal rail/splitting extrusion | – | – | – | 24560-179 |
| Pozidrive/slotted collar screw M2.5 x 12.3, St, nickel-plated, PU 100 pieces | – | 21101-101 | 21101-101 | – |
| Pozidrive/slotted collar screw M2.5, black, zinc-plated, PU 100 pieces | – | 21101-102 | 21101-102 | – |
| Washer, 2.7 x 5 x 1, plastic PA 6, PU 100 pieces | – | 21101-121 | 21101-121 | – |
| Textile gasket, core: foam, sleeve: textile cladding with CuNi coating, UL 94 V-0, PU 10 pieces | – | – | 21101-855 | – |

1) SPQ (standard pack quantity): Order number includes 1 piece, but delivery is exclusively made in standard pack quantity (SPQ); please order at least the SPQ quantity or a multiple thereof

■ Subdivision of the 6 U assembly area into:

- 2 x 3 U
- 1 x 6 U

■ Designed to accept Euroboards (100 mm high) and double Euroboards (233.35 mm high)

Note

- Please order EMC gasketing kit for horizontal rails separately, see page 5.19
- Please order perforated strips for horizontal rails separately, see page 5.35
- Please order rear centre horizontal rail separately, see page 5.33