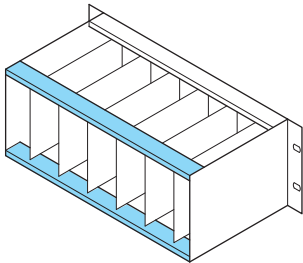








Subracks - *europac*PRO ServicePLUS

Rear horizontal rails, top and bottom

Order Information

 <small>06105074</small>		For indirect backplane mounting with insulation strip		For direct backplane mounting		For direct fixing of connectors in accordance with EN 60603-2 (DIN 41612)	
		 <small>06197011</small>	 <small>06197011</small>	 <small>06197011</small>	 <small>06197011</small>	 <small>06197014</small>	 <small>06197015</small>
Usable length HP	Length mm	"light" Type L-ST standard <small>06197010</small>	"heavy" Type H-ST standard <small>06197011</small>	"light" Type L-VT + 3 mm <small>BZA45782</small>	"heavy" Type H-VT + 3 mm <small>06197009</small>	"light" Type L-MZ with Z-rail <small>06197014</small>	"heavy" Type H-MZ with Z-rail <small>06197015</small>
		Al extrusion, anodised surface, conductive contact surface, with printed HP markings	Al extrusion, anodised surface, conductive contact surface, with printed HP markings	Al extrusion, anodised surface, conductive contact surface, with printed HP markings	Al extrusion, anodised surface, conductive contact surface, with printed HP markings	Al extrusion, anodised surface, conductive contact surface, with printed HP markings	Al extrusion, anodised surface, conductive contact surface, with printed HP markings
		1 piece (SPQ 10)¹⁾	1 piece (SPQ 10)¹⁾	1 piece (SPQ 10)¹⁾	1 piece (SPQ 10)¹⁾	1 piece (SPQ 10)¹⁾	1 piece (SPQ 10)¹⁾
20	106.68	34560-420	34560-520	34560-620	34560-720	34560-820	34560-920
28	147.32	34560-428	34560-528	34560-628	34560-728	34560-828	34560-928
40	208.28	34560-440	34560-540	34560-640	34560-740	34560-840	34560-940
42	218.44	34560-442	34560-542	34560-642	34560-742	34560-842	34560-942
63	325.12	34560-463	34560-563	34560-663	34560-763	34560-863	34560-963
84	431.80	34560-484	34560-584	34560-684	34560-784	34560-884	34560-984
–	1000	34560-401	34560-501	34560-601	34560-701	34560-801	–
Screw, M4 x 14, PU 100 pieces, for fastening horizontal rail to side panel		24560-130	24560-130	24560-130	24560-130	24560-130	24560-130
Screw, M4 x 10, required if guide rails are screwed to slot 1, PU 100 pieces		–	24560-155	–	24560-155	–	24560-155
Perforated rail for connector mounting with insulation strip see page		6.34	6.34	–	–	–	–
Z-rail for connector mounting without insulation strip see page		6.34	6.34	–	–	–	–
Insulation strips see page		6.33	6.33	–	–	–	–
Threaded inserts see page		6.33	6.33	6.33	6.33	6.33	6.33

¹⁾ SPQ (standard pack quantity): Part number includes 1 piece, but delivery is exclusively made in standard pack quantity (SPQ); please order at least the SPQ quantity or a multiple
 "light": loading capacity up to approx. 7.5 kg; "heavy": loading capacity > 7.5 kg

Note

- 1000 mm version without M4 thread to front, without printed markings and without notch for 19"-bracket
- Rugged horizontal rails with 3 fixing holes see section "Rugged Subracks", page 6.99