


**A-series
A3C 2.5**

Weidmüller Interface GmbH & Co. KG
Klingenbergstraße 16
D-32758 Detmold
Germany
Fon: +49 5231 1429-0
Fax: +49 5231 14292083
www.weidmueller.com

**Spring connection with PUSH IN Technology**

The innovative PUSH IN technology reduces the amount of time you spend on wiring to a minimum. Direct insertion guarantees high conductor pull-out forces and simple handling for all conductor types.

General ordering data

Type	A3C 2.5
Order No.	1521740000
Version	Feed-through terminal, PUSH IN, 2.5 mm ² , 800 V, 24 A, Dark Beige
GTIN (EAN)	4050118328066
Qty.	100 pc(s).

A-series A3C 2.5

Weidmüller Interface GmbH & Co. KG
 Klingenbergstraße 16
 D-32758 Detmold
 Germany
 Fon: +49 5231 1429-0
 Fax: +49 5231 14292083
 www.weidmueller.com

Technische Daten

Dimensions and weights

Width	5.1 mm	Width (inches)	0.201 inch
Height	66.5 mm	Height (inches)	2.618 inch
Depth	36.5 mm	Depth (inches)	1.437 inch
Depth including DIN rail	37 mm	Net weight	8.031 g

Temperatures

Continuous operating temp., min.	-60 °C	Continuous operating temp., max.	130 °C
----------------------------------	--------	----------------------------------	--------

Material data

Material	Wemid	Colour	Dark Beige
Colour of operational elements	Orange	UL 94 flammability rating	V-0

System specifications

End cover plate required	Yes	Number of potentials	1
Number of levels	1	No. of clamping points per level	3
Number of potentials per tier	1	PE connection	No
Mounting rail	TS 35	N-function	No
PE function	No	PEN function	No

Additional technical data

Installation advice	Mounting rail	Open sides	right
Snap-on	No	Type of fixing	Snap-on
Type of mounting	TS 35	With snap-in pegs	No

CSA rating data

Certificate No. (CSA)	200039-70089609	Current size B (CSA)	20 A
Current size C (CSA)	20 A	Current size D (CSA)	5 A
Voltage size B (CSA)	600 V	Voltage size C (CSA)	600 V
Voltage size D (CSA)	600 V	Wire cross section max. (CSA)	12 AWG
Wire cross section min. (CSA)	28 AWG		

A-series A3C 2.5

Weidmüller Interface GmbH & Co. KG
 Klingenbergstraße 16
 D-32758 Detmold
 Germany
 Fon: +49 5231 1429-0
 Fax: +49 5231 14292083
 www.weidmueller.com

Technische Daten

Conductors for clamping (rated connection)

Blade size	0.6 x 3.5 mm	Clamping range, rated connection, max.	2.5 mm ²
Clamping range, rated connection, min.	0.14 mm ²	Connection direction	top
Cross-section for connected conductor, finely stranded with wire-end ferrules and plastic collars DIN 46228/4, rated connection, min.	0.5 mm ²	Gauge to IEC 60947-1	A3
Number of connections	3	Stripping length	10 mm
Twin wire-end ferrules, max.	1.5 mm ²	Twin wire-end ferrules, min.	0.5 mm ²
Type of connection	PUSH IN	Wire connection cross section AWG, max.	AWG 12
Wire connection cross section AWG, min.	AWG 28	Wire connection cross section, finely stranded with wire-end ferrules DIN 46228/1, rated connection, max.	2.5 mm ²
Wire connection cross section, finely stranded with wire-end ferrules DIN 46228/1, rated connection, min.	0.5 mm ²	Wire connection cross section, finely stranded, max.	2.5 mm ²
Wire connection cross section, solid core max. rated connection	2.5 mm ²	Wire connection cross section, solid core, min. rated connection	0.5 mm ²
Wire connection cross section, stranded, rated connection, max.	2.5 mm ²	Wire connection cross section, stranded, rated connection, min.	0.5 mm ²
Wire connection cross-section, finely stranded with wire-end ferrules and plastic collars DIN 46228/4, rated connection, max.	2.5 mm ²	Wire connection cross-section, finely stranded, min.	0.5 mm ²

Rating data

Rated cross-section	2.5 mm ²	Rated voltage	800 V
Rated current	24 A	Current at maximum wires	24 A
Standards	IEC 60947-7-1	Volume resistance according to IEC 60947-7-x	1.33 mΩ
Rated impulse withstand voltage	8 kV	Pollution severity	3
Surge voltage category	III		

UL rating data

Certificate No. (cURus)	E60693	Conductor size Factory wiring max. (cURus)	12 AWG
Conductor size Factory wiring min. (cURus)	28 AWG	Conductor size Field wiring max. (cURus)	12 AWG
Conductor size Field wiring min. (cURus)	28 AWG	Current size B (cURus)	20 A
Current size C (cURus)	20 A	Current size D (cURus)	5 A
Voltage size B (cURus)	600 V	Voltage size C (cURus)	600 V
Voltage size D (cURus)	600 V		

Classifications

ETIM 5.0	EC000897	ETIM 6.0	EC000897
eClass 6.2	27-14-11-20	eClass 7.1	27-14-11-20
eClass 8.1	27-14-11-20	eClass 9.0	27-14-11-20
eClass 9.1	27-14-11-20		

Product information

Descriptive text technical data	Approval in progress
Descriptive text accessories	All MultiMark variants (MM) = strip markers

Datenblatt**A-series
A3C 2.5****Weidmüller Interface GmbH & Co. KG**
Klingenbergstraße 16
D-32758 Detmold
Germany
Fon: +49 5231 1429-0
Fax: +49 5231 14292083
www.weidmueller.com**Technische Daten****Approvals**

Approvals



ROHS

Conform

DownloadsApproval/Certificate/Document of
Conformity[DE_PT0101_20160614_037_ISSUE01.pdf](#)

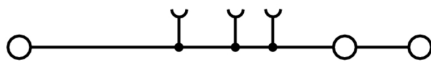
Brochure/Catalogue

[CAT 1 TERM 16/17 EN](#)

Engineering Data


[EPLAN, WSCAD, Zuken E3.S](#)**Safety note**

Safety notice

[Safety Information](#)**Zeichnungen**

**A-series
A3C 2.5 PE**

Weidmüller Interface GmbH & Co. KG
Klingenbergstraße 16
D-32758 Detmold
Germany
Fon: +49 5231 1429-0
Fax: +49 5231 14292083
www.weidmueller.com

**Spring connection with PUSH IN Technology**

The innovative PUSH IN technology reduces the amount of time you spend on wiring to a minimum. Direct insertion guarantees high conductor pull-out forces and simple handling for all conductor types.

General ordering data

Type	A3C 2.5 PE
Order No.	1521670000
Version	PE terminal, PUSH IN, 2.5 mm ² , green / yellow
GTIN (EAN)	4050118328196
Qty.	50 pc(s).

A-series A3C 2.5 PE

Weidmüller Interface GmbH & Co. KG
 Klingenbergstraße 16
 D-32758 Detmold
 Germany
 Fon: +49 5231 1429-0
 Fax: +49 5231 14292083
 www.weidmueller.com

Technische Daten

Dimensions and weights

Width	5.1 mm	Width (inches)	0.201 inch
Height	66.5 mm	Height (inches)	2.618 inch
Depth	36.5 mm	Depth (inches)	1.437 inch
Depth including DIN rail	37 mm	Net weight	10.923 g

Temperatures

Continuous operating temp., min.	-60 °C	Continuous operating temp., max.	130 °C
----------------------------------	--------	----------------------------------	--------

Material data

Material	Wemid	Colour	green / yellow
Colour of operational elements	Orange	UL 94 flammability rating	V-0

System specifications

End cover plate required	Yes	Number of potentials	1
Number of levels	1	No. of clamping points per level	3
Number of potentials per tier	1	PE connection	Yes
Mounting rail	TS 35	N-function	No
PE function	Yes	PEN function	No

Additional technical data

Installation advice	Mounting rail	Open sides	right
Snap-on	No	Type of fixing	Snap-on
Type of mounting	TS 35	With snap-in pegs	No

CSA rating data

Certificate No. (CSA)	200039-70089609	Voltage size B (CSA)	600 V
Voltage size C (CSA)	600 V	Voltage size D (CSA)	600 V
Wire cross section max. (CSA)	12 AWG	Wire cross section min. (CSA)	28 AWG

A-series A3C 2.5 PE

Weidmüller Interface GmbH & Co. KG
 Klingenbergstraße 16
 D-32758 Detmold
 Germany
 Fon: +49 5231 1429-0
 Fax: +49 5231 14292083
 www.weidmueller.com

Technische Daten

Conductors for clamping (rated connection)

Blade size	0.6 x 3.5 mm	Clamping range, rated connection, max.	2.5 mm ²
Clamping range, rated connection, min.	0.14 mm ²	Connection direction	top
Cross-section for connected conductor, finely stranded with wire-end ferrules and plastic collars DIN 46228/4, rated connection, min.	0.5 mm ²	Gauge to IEC 60947-1	A3
Number of connections	3	Stripping length	10 mm
Twin wire-end ferrules, max.	1.5 mm ²	Twin wire-end ferrules, min.	0.5 mm ²
Type of connection	PUSH IN	Wire connection cross section AWG, max.	AWG 12
Wire connection cross section AWG, min.	AWG 26	Wire connection cross section, finely stranded with wire-end ferrules DIN 46228/1, rated connection, max.	2.5 mm ²
Wire connection cross section, finely stranded with wire-end ferrules DIN 46228/1, rated connection, min.	0.5 mm ²	Wire connection cross section, finely stranded, max.	2.5 mm ²
Wire connection cross section, solid core max. rated connection	2.5 mm ²	Wire connection cross section, solid core, min. rated connection	0.5 mm ²
Wire connection cross section, stranded, rated connection, max.	2.5 mm ²	Wire connection cross section, stranded, rated connection, min.	0.5 mm ²
Wire connection cross-section, finely stranded with wire-end ferrules and plastic collars DIN 46228/4, rated connection, max.	2.5 mm ²	Wire connection cross-section, finely stranded, min.	0.5 mm ²

PE rating data

Rated short-time current	300 A (2.5 mm ²)	PEN function	No
--------------------------	------------------------------	--------------	----

Rating data

Rated cross-section	2.5 mm ²	Rated voltage to adjoining terminal	800 V
Standards	IEC 60947-7-2	Volume resistance according to IEC 60947-7-x	1.33 mΩ
Rated impulse withstand voltage to adjacent terminal	8 kV	Pollution severity	3
Surge voltage category	III		

UL rating data

Certificate No. (cURus)	E60693	Conductor size Factory wiring max. (cURus)	12 AWG
Conductor size Factory wiring min. (cURus)	28 AWG	Conductor size Field wiring max. (cURus)	12 AWG
Conductor size Field wiring min. (cURus)	28 AWG	Voltage size B (cURus)	600 V
Voltage size C (cURus)	600 V	Voltage size D (cURus)	600 V

Classifications

ETIM 6.0	EC000901	eClass 6.2	27-14-11-41
eClass 9.1	27-14-11-41		

Product information

Descriptive text technical data	Approval in progress
Descriptive text accessories	All MultiMark variants (MM) = strip markers

Datenblatt

A-series
A3C 2.5 PE

Weidmüller Interface GmbH & Co. KG
Klingenbergstraße 16
D-32758 Detmold
Germany
Fon: +49 5231 1429-0
Fax: +49 5231 14292083
www.weidmueller.com

Technische Daten

Approvals

Approvals



ROHS

Conform

Downloads

Approval/Certificate/Document of
Conformity

[DE_PT0102_20160614_043_ISSUE01.pdf](#)

Brochure/Catalogue

[CAT 1 TERM 16/17 EN](#)

Engineering Data

[EPLAN, WSCAD, Zuken E3.S](#)

Safety note

Safety notice


[Safety Information](#)

Zeichnungen



**A-series
A3C 2.5 BL**

Weidmüller Interface GmbH & Co. KG
Klingenbergstraße 16
D-32758 Detmold
Germany
Fon: +49 5231 1429-0
Fax: +49 5231 14292083
www.weidmueller.com

**Spring connection with PUSH IN Technology**

The innovative PUSH IN technology reduces the amount of time you spend on wiring to a minimum. Direct insertion guarantees high conductor pull-out forces and simple handling for all conductor types.

General ordering data

Type	A3C 2.5 BL
Order No.	1521780000
Version	Feed-through terminal, PUSH IN, 2.5 mm ² , 800 V, 24 A, Blue
GTIN (EAN)	4050118328073
Qty.	100 pc(s).

A-series A3C 2.5 BL

Weidmüller Interface GmbH & Co. KG
 Klingenbergstraße 16
 D-32758 Detmold
 Germany
 Fon: +49 5231 1429-0
 Fax: +49 5231 14292083
 www.weidmueller.com

Technische Daten

Dimensions and weights

Width	5.1 mm	Width (inches)	0.201 inch
Height	66.5 mm	Height (inches)	2.618 inch
Depth	36.5 mm	Depth (inches)	1.437 inch
Depth including DIN rail	37 mm	Net weight	7.98 g

Temperatures

Continuous operating temp., min.	-60 °C	Continuous operating temp., max.	130 °C
----------------------------------	--------	----------------------------------	--------

Material data

Material	Wemid	Colour	Blue
Colour of operational elements	Orange	UL 94 flammability rating	V-0

System specifications

End cover plate required	Yes	Number of potentials	1
Number of levels	1	No. of clamping points per level	3
Number of potentials per tier	1	PE connection	No
Mounting rail	TS 35	N-function	No
PE function	No	PEN function	No

Additional technical data

Installation advice	Mounting rail	Open sides	right
Snap-on	No	Type of fixing	Snap-on
Type of mounting	TS 35	With snap-in pegs	No

CSA rating data

Certificate No. (CSA)	200039-70089609	Current size B (CSA)	20 A
Current size C (CSA)	20 A	Current size D (CSA)	5 A
Voltage size B (CSA)	600 V	Voltage size C (CSA)	600 V
Voltage size D (CSA)	600 V	Wire cross section max. (CSA)	12 AWG
Wire cross section min. (CSA)	28 AWG		

A-series A3C 2.5 BL

Weidmüller Interface GmbH & Co. KG
 Klingenbergstraße 16
 D-32758 Detmold
 Germany
 Fon: +49 5231 1429-0
 Fax: +49 5231 14292083
 www.weidmueller.com

Technische Daten

Conductors for clamping (rated connection)

Blade size	0.6 x 3.5 mm	Clamping range, rated connection, max.	2.5 mm ²
Clamping range, rated connection, min.	0.14 mm ²	Connection direction	top
Cross-section for connected conductor, finely stranded with wire-end ferrules and plastic collars DIN 46228/4, rated connection, min.	0.5 mm ²	Gauge to IEC 60947-1	A3
Number of connections	3	Stripping length	10 mm
Twin wire-end ferrules, max.	1.5 mm ²	Twin wire-end ferrules, min.	0.5 mm ²
Type of connection	PUSH IN	Wire connection cross section AWG, max.	AWG 12
Wire connection cross section AWG, min.	AWG 28	Wire connection cross section, finely stranded with wire-end ferrules DIN 46228/1, rated connection, max.	2.5 mm ²
Wire connection cross section, finely stranded with wire-end ferrules DIN 46228/1, rated connection, min.	0.5 mm ²	Wire connection cross section, finely stranded, max.	2.5 mm ²
Wire connection cross section, solid core max. rated connection	2.5 mm ²	Wire connection cross section, solid core, min. rated connection	0.5 mm ²
Wire connection cross section, stranded, rated connection, max.	2.5 mm ²	Wire connection cross section, stranded, rated connection, min.	0.5 mm ²
Wire connection cross-section, finely stranded with wire-end ferrules and plastic collars DIN 46228/4, rated connection, max.	2.5 mm ²	Wire connection cross-section, finely stranded, min.	0.5 mm ²

Rating data

Rated cross-section	2.5 mm ²	Rated voltage	800 V
Rated current	24 A	Current at maximum wires	24 A
Standards	IEC 60947-7-1	Volume resistance according to IEC 60947-7-x	1.33 mΩ
Rated impulse withstand voltage	8 kV	Pollution severity	3
Surge voltage category	III		

UL rating data

Certificate No. (cURus)	E60693	Conductor size Factory wiring max. (cURus)	12 AWG
Conductor size Factory wiring min. (cURus)	28 AWG	Conductor size Field wiring max. (cURus)	12 AWG
Conductor size Field wiring min. (cURus)	28 AWG	Current size B (cURus)	20 A
Current size C (cURus)	20 A	Current size D (cURus)	5 A
Voltage size B (cURus)	600 V	Voltage size C (cURus)	600 V
Voltage size D (cURus)	600 V		

Classifications

ETIM 5.0	EC000897	ETIM 6.0	EC000897
eClass 6.2	27-14-11-20	eClass 7.1	27-14-11-20
eClass 8.1	27-14-11-20	eClass 9.0	27-14-11-20
eClass 9.1	27-14-11-20		

Product information

Descriptive text technical data	Approval in progress
Descriptive text accessories	All MultiMark variants (MM) = strip markers

Datenblatt**A-series
A3C 2.5 BL****Weidmüller Interface GmbH & Co. KG**
Klingenbergstraße 16
D-32758 Detmold
Germany
Fon: +49 5231 1429-0
Fax: +49 5231 14292083
www.weidmueller.com**Technische Daten****Approvals**

Approvals



ROHS

Conform

DownloadsApproval/Certificate/Document of
Conformity[CFAT_EX_i_all_products](#)
[DE_PT0101_20160614_039_ISSUE01.pdf](#)

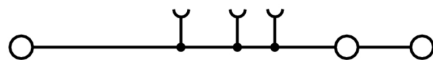
Brochure/Catalogue

[CAT 1 TERM 16/17 EN](#)

Engineering Data

[EPLAN, WSCAD, Zuken E3.S](#)**Safety note**

Safety notice

[Safety Information](#)**Zeichnungen**

**Z-series
ZEW 35**

Weidmüller Interface GmbH & Co. KG
Klingenbergstraße 16
D-32758 Detmold
Germany
Fon: +49 5231 14-0
Fax: +49 5231 14-292083
www.weidmueller.com

**Spring connection with tension clamp Technology**

Tension clamp technology is a universal contact system for all common conductor connection types. Its fantastic level of flexibility makes the tension clamp a profitable alternative connection.

General ordering data

Type	ZEW 35
Order No.	9540000000
Version	Z-series, End bracket
GTIN (EAN)	4008190956264
Qty.	20 pc(s).

Z-series
ZEW 35

Weidmüller Interface GmbH & Co. KG
 Klingenbergstraße 16
 D-32758 Detmold
 Germany
 Fon: +49 5231 14-0
 Fax: +49 5231 14-292083
 www.weidmueller.com

Technical data
Dimensions and weights

Width	6 mm	Width (inches)	0.236 inch
Height	55 mm	Height (inches)	2.165 inch
Depth	40 mm	Depth (inches)	1.575 inch
Net weight	6.681 g		

Temperatures

Continuous operating temp., min.	-50 °C	Continuous operating temp., max.	100 °C
----------------------------------	--------	----------------------------------	--------

Material data

Material	PA 66	Colour	Dark Beige
UL 94 flammability rating	V-2		

System specifications

Version	For the terminals	Mounting rail	TS 35
---------	-------------------	---------------	-------

Additional technical data

Installation advice	Direct mounting	Interlock	screwless
Type of mounting	Snap-on		

Dimensions

TS 35 offset	41 mm
--------------	-------

Classifications

ETIM 3.0	EC001041	ETIM 4.0	EC001041
ETIM 5.0	EC001041	ETIM 6.0	EC001041
UNSPSC	30-21-18-01	eClass 5.1	27-08-10-03
eClass 6.2	27-14-11-35	eClass 7.1	27-14-11-35
eClass 8.1	27-14-11-35	eClass 9.0	27-14-11-35
eClass 9.1	27-14-11-35		

Approvals

ROHS	Conform
------	---------

Downloads

Brochure/Catalogue	CAT 1 TERM 16/17 EN
Engineering Data	EPLAN, WSCAD, Zuken E3.S

A-series AEP 3C 2.5

Weidmüller Interface GmbH & Co. KG
Klingenbergstraße 16
D-32758 Detmold
Germany
Fon: +49 5231 14-0
Fax: +49 5231 14-292083
www.weidmueller.com



Spring connection with **PUSH IN Technology**

The innovative PUSH IN technology reduces the amount of time you spend on wiring to a minimum. Direct insertion guarantees high conductor pull-out forces and simple handling for all conductor types.

General ordering data

Type	AEP 3C 2.5
Order No.	1521510000
Version	A-series, End plate
GTIN (EAN)	4050118328417
Qty.	50 pc(s).

**A-series
AEP 3C 2.5**

Weidmüller Interface GmbH & Co. KG
 Klingenbergstraße 16
 D-32758 Detmold
 Germany
 Fon: +49 5231 14-0
 Fax: +49 5231 14-292083
 www.weidmueller.com

Technical data**Dimensions and weights**

Width	2.1 mm	Width (inches)	0.083 inch
Height	64.15 mm	Height (inches)	2.526 inch
Depth	29.1 mm	Depth (inches)	1.146 inch
Net weight	2.086 g		

Temperatures

Continuous operating temp., min.	-60 °C	Continuous operating temp., max.	130 °C
----------------------------------	--------	----------------------------------	--------

Material data

Material	Wemid	Colour	Dark Beige
UL 94 flammability rating	V-0		

System specifications

Version	End plate
---------	-----------

Additional technical data

Snap-on	Yes	With snap-in pegs	Yes
---------	-----	-------------------	-----

Classifications

ETIM 6.0	EC000886	eClass 6.2	27-14-11-33
eClass 9.1	27-14-11-33		

Approvals

ROHS	Conform
------	---------

Downloads

Brochure/Catalogue	CAT 1 TERM 16/17 EN
Engineering Data	EPLAN, WSCAD, Zuken E3.S

**Screwdriver
SDIS SL 0.6X3.5X100**

Weidmüller Interface GmbH & Co. KG
Klingenbergstraße 16
D-32758 Detmold
Germany
Fon: +49 5231 14-0
Fax: +49 5231 14-292083
www.weidmueller.com



VDE insulated screwdriver sets, for working on live parts up to 1000 V AC and 1500 V DC, DIN EN 60900. IEC 900. Each piece is "GS" safety tested. Blade made from fully hardened, high-alloy chromium-vanadium-molybdenum steel, gun-metal finish.

General ordering data

Type	SDIS SL 0.6X3.5X100
Order No.	1274660000
Version	Assembly tool, Blade width (B): 3.5 mm, Blade length: 100 mm, Blade thickness (A): 0.6 mm
GTIN (EAN)	4050118072631
Qty.	1 pc(s).

**Screwdriver
SDIS SL 0.6X3.5X100**

Weidmüller Interface GmbH & Co. KG
 Klingenbergstraße 16
 D-32758 Detmold
 Germany
 Fon: +49 5231 14-0
 Fax: +49 5231 14-292083
 www.weidmueller.com

Technical data**Dimensions and weights**

Width	204 mm	Width (inches)	8.031 inch
Net weight	34 g	Diameter	23 mm

Screwing tools

Blade length	100 mm	Blade thickness (A)	0.6 mm
Blade width (B)	3.5 mm	Form	Slotted

Classifications

ETIM 3.0	EC001395	ETIM 4.0	EC000174
ETIM 5.0	EC000174	ETIM 6.0	EC000158
eClass 6.2	21-04-04-01	eClass 7.1	21-04-04-90
eClass 8.1	21-04-04-90	eClass 9.0	21-04-04-07

Approvals

Approvals

**Downloads**

Approval/Certificate/Document of Conformity	Manufacturer's Declaration - Screwdrivers
Brochure/Catalogue	CAT 6 TOOLS 15/16 EN CAT 5 ENCL 17/18 EN CAT 1 TERM 16/17 EN

Drawings**Example of use**

STRIPAX**Weidmüller Interface GmbH & Co. KG**

Klingenbergstraße 16

D-32758 Detmold

Germany

Fon: +49 5231 14-0

Fax: +49 5231 14-292083

www.weidmueller.com



- Stripping tools with automatic self-adjustment
- For flexible and solid conductors
- Ideally suitable for mechanical and plant engineering, railway and rail traffic, wind energy, robot technology, explosion protection as well as marine, offshore and ship building sectors
- Stripping length adjustable via end stop
- Automatic opening of clamping jaws after stripping
- No fanning-out of individual conductors
- Adjustable to diverse insulation thicknesses
- Double-insulated cables in two process steps without special adjustment
- No play in self-adjusting cutting unit
- Long service life
- Optimised ergonomic design

General ordering data

Type	STRIPAX
Order No.	9005000000
Version	Stripping and cutting tool, Flexible and solid conductors with PVC insulation, 10mm ² , 25mm
GTIN (EAN)	4008190072506
Qty.	1 pc(s).

STRIPAX

Weidmüller Interface GmbH & Co. KG
 Klingenbergstraße 16
 D-32758 Detmold
 Germany
 Fon: +49 5231 14-0
 Fax: +49 5231 14-292083
 www.weidmueller.com

Technical data

Dimensions and weights

Width	190 mm	Width (inches)	7.48 inch
Height	99 mm	Height (inches)	3.898 inch
Depth	22 mm	Depth (inches)	0.866 inch
Weight	225 g	Net weight	222 g

Stripping tools

Cable type	Flexible and solid conductors with PVC insulation	Conductor cross-section (cutting capacity)	6 mm ²
Conductor cross-section, max.	10 mm ²	Conductor cross-section, min.	0.08 mm ²
Conductor cross-section, min. AWG	AWG 28	Stripping length, max.	25 mm
Stripping range, min.	0.08 mm ²		

Classifications

ETIM 3.0	EC000163	ETIM 4.0	EC000163
ETIM 5.0	EC000163	ETIM 6.0	EC002109
UNSPSC	23-17-16-04	eClass 5.1	21-04-03-01
eClass 6.2	21-04-38-90	eClass 7.1	21-04-37-06
eClass 8.1	21-04-37-06	eClass 9.0	21-04-38-90
eClass 9.1	21-04-37-06		

Approvals

Approvals



ROHS

Conform

Downloads

Brochure/Catalogue	CAT 6 TOOLS 15/16 EN CAT 8 SAI 15/16 EN
Engineering Data	9005000000_26125_Stripax_6_STP.stp

Example of use

