

Soldering - Solderen - Soudage - Lötten - Soldadura - Lödning - Juottami nen - Saldatura - Solda

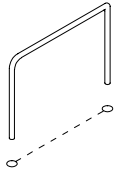
max. 40W



Component side - componentenzijde - Côte composants - Bauteileseite - Lado de los componentes

START

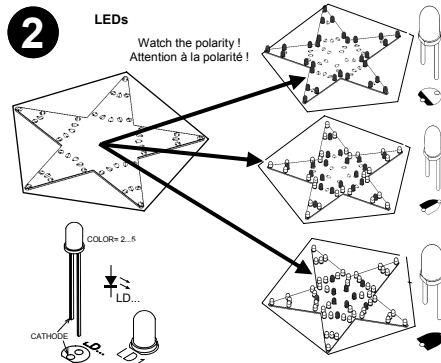
1 Jumper



◇ 7x

2 LEDs

Watch the polarity!
Attention à la polarité!



◇ 30 x

(Red - Rood - Rouge - Rot - Rojo)

◇ 20 x

Yellow-Geel-Jaune-Gelb-Gul

◇ 10x

Green, Groen, Vert, Grün, Grön



◇ R6 ... R8 : 4K7

(Yellow, Purple, Red) - (Geel, Paars, Rood) - (Jaune, Violet, Rouge) - (Gelb, Violet, Rot) - (Gul, Lila, Röd) - (Keltainen, Purppura, Punainen) - (Amarillo, Morado, Rojo) - (Amarelo, Violeta, Encarnado) - (Giallo, Viola, Rosso)

◇ R9 ... R15 : 2K2

(Red, Red, Red) - (Rood, Rood, Rood) - (Rouge, Rouge, Rouge) - (Rot, Rot, Rot) - (Röd, Röd, Röd) - (Punainen, Punainen, Punainen) - (Rojo, Rojo, Rojo) - (Encarnado, Encarnado, Encarnado) - (Rosso, Rosso, Rosso)

◇ R16 ... R22 : 1K

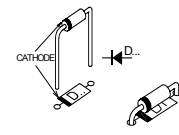
(Brown, Black, Red) - (Bruin, Zwart, Rood) - (Brun, Noir, Rouge) - (Braun, Schwarz, Rot) - (Brun, Svart, Röd) - (Ruskea, Musta, Punainen) - (Marrón, Negro, Rojo) - (Castanho, Preto, Encarnado) - (Marrone, Nero, Rosso)

◇ R23, R24 : 5K6

(Green, Blue, Red) - (Groen, Blauw, Rood) - (Vert, Bleu, Rouge) - (Grün, Blau, Rot) - (Grön, Blå, Röd) - (Vihreä, Sininen, Punainen) - (Marrón, Azul, Rojo) - (Verde, Azul, Encarnado) - (Verde, Blu, Rosso)

2 Diodes

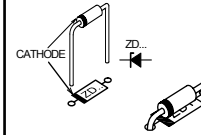
Watch the polarity!
Attention à la polarité!



◇ D1, D2 : BAT85

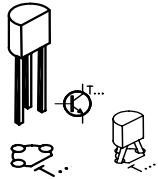
3 Zenerdiode

Watch the polarity!
Attention à la polarité!



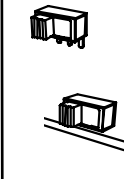
◇ ZD1 : 9V1

4 Transistors



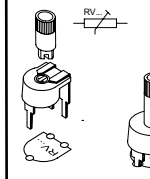
◇ T1 ... T5 : BC547B

5 Switch



◇ SW1 : ON

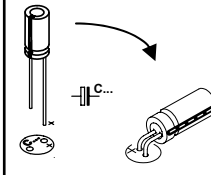
6 Trimmer



◇ RV1 : 220K (Sensitivity)

7 Electrolytic capacitors

Watch the polarity!
Attention à la polarité!

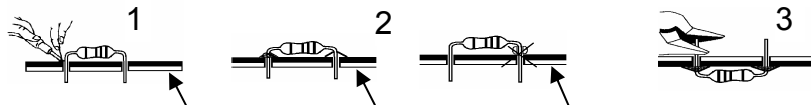


◇ C1 : 47µF
◇ C2 : 1µF
◇ C3 : 10µF
◇ C4 : 4,7µF



Soldering - Solderen - Soudage - Lötten - Soldadura - Lödning - Juottami nen - Saldatura - Solda

max. 40W



Component side - componentenzijde - Côte composants - Bauteileseite - Lado de los componentes

START

1

Resistor - Weerstand - Résistance - Widerstand - Resistencia - Motstand - Vastus - Resistenze

◇ R1 : 100

(Brown, Black, Brown) - (Bruin, zwart, Bruin) - (Brun, noir, Brun) - (Braun, Schwarz, Braun) - (Brun, Svart, Brun) - (Ruskea, Musta, Ruskea) - (Marrón, Negro, Marrón) - (Castanho, Preto, Castanho) - (Marrone, Nero, Marrone)

◇ R2 : 4K7

(Yellow, Purple, Red) - (Geel, Paars, Rood) - (Jaune, Violet, Rouge) - (Gelb, Violet, Rot) - (Gul, Lila, Röd) - (Keltainen, Purppura, Punainen) - (Amarillo, Morado, Rojo) - (Amarelo, Violeta, Encarnado) - (Giallo, Viola, Rosso)

◇ R3 : 68K

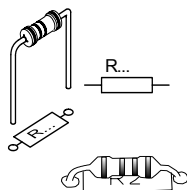
(Blue, Grey, Orange) - (Blauw, Grijs, Oranje) - (Bleu, Gris, Oranje) - (Blau, Grau, Orange) - (Blå, Grå, Orange) - (Sininen, Harmaa, Oranssi) - (Azul, Gris, Naranja) - (Azul, Cinzento, Laranja) - (Blu, Grigio, Aranciato)

◇ R4 : 4M7

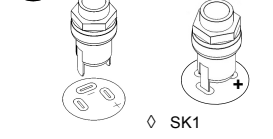
(Yellow, Purple, Green) - (Geel, Paars, Groen) - (Jaune, Violet, Vert) - (Gelb, Violet, Grün) - (Gul, Lila, Grön) - (Keltainen, Purppura, Vihreä) - (Amarillo, Morado, Verde) - (Amarelo, Violeta, Verde) - (Giallo, Viola, Verde)

◇ R5 : 10K

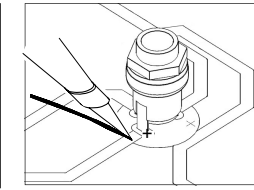
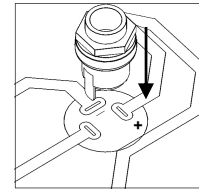
(Brown, Black, Orange) - (Bruin, Zwart, Oranje) - (Brun, noir, Orange) - (Braun, Schwarz, Orange) - (Brun, Svart, Orange) - (Ruskea, Musta, Oranssi) - (Marrón, Negro, Naranja) - (Castanho, Preto, Laranja) - (Marrone, Nero, Aranciato)



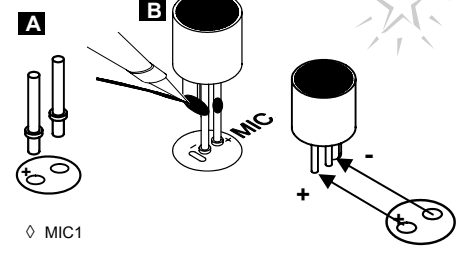
8 DC connector



◇ SK1

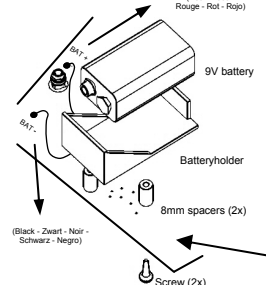


9 Microphone

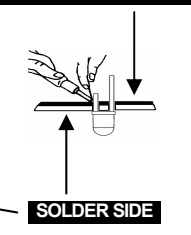


◇ MIC1

Battery



Component side - componentenzijde - Côte composants - Bauteileseite - Lado de los componentes



SOLDER SIDE