

1-148059-5 ✓ ACTIVE

EUROCARD


TE Internal #: 1-148059-5

Eurocard Connectors, Receptacle, Board-to-Board, 96 Position, .1 in [2.54 mm] Centerline, Printed Circuit Board, 3 Row, Vertical, 32 Column

[View on TE.com >](#)



Connectors > PCB Connectors > Backplane Connectors > Eurocard Connectors



Connector & Housing Type: **Receptacle**

Connector System: **Board-to-Board**

Termination Post & Tail Length: **17 mm [.669 in]**

Number of Positions: **96**

Centerline (Pitch): **2.54 mm [.1 in]**

Features

Product Type Features

Connector & Housing Type	Receptacle
Connector System	Board-to-Board
Connector & Contact Terminates To	Printed Circuit Board
DIN Size	Standard
DIN Level	II

Configuration Features

Number of Positions	96
Number of Rows	3
PCB Mount Orientation	Vertical
Number of Columns	32
Number of Signal Positions	96
Rows Loaded	A, B, C

Body Features

Primary Product Color	Gray
-----------------------	------



Contact Features

Contact Type	Socket
Contact Mating Area Plating Material Thickness	5.08 μ m
Contact Mating Area Plating Material	Tin-Lead
PCB Contact Termination Area Plating Material	Tin-Lead
Contact Base Material	Phosphor Bronze
Contact Current Rating (Max)	1.5 A

Termination Features

Termination Method to Printed Circuit Board	Through Hole - Press-Fit
Termination Post & Tail Length	17 mm[.669 in]

Mechanical Attachment

Mating Alignment Type	Polarization
Mating Retention	With
Mating Alignment	With
PCB Mount Alignment	Without
Panel Mount Feature	Without
PCB Mount Retention	With
PCB Mount Retention Type	Action/Compliant Tail
Connector Mounting Type	Board Mount

Housing Features

Housing Material	Polyester - GF
Centerline (Pitch)	2.54 mm[.1 in]

Dimensions

Connector Height	28.51 mm
PCB Thickness (Recommended)	1.57 mm[.062 in]
Row-to-Row Spacing	2.54 mm[.1 in]

Usage Conditions

Operating Temperature Range	-55 – 105 °C[-67 – 221 °F]
-----------------------------	----------------------------

Operation/Application

Circuit Application	Signal
---------------------	--------

Industry Standards

UL Flammability Rating	UL 94V-0
------------------------	----------



Packaging Features

Packaging Method	Box
------------------	-----

Product Compliance




[For compliance documentation, visit the product page on TE.com>](#)

EU RoHS Directive 2011/65/EU	Compliant
EU ELV Directive 2000/53/EC	Compliant
China RoHS 2 Directive MIIT Order No 32, 2016	No Restricted Materials Above Threshold
EU REACH Regulation (EC) No. 1907/2006	Current ECHA Candidate List: JAN 2023 (233) Candidate List Declared Against: JAN 2023 (233) Does not contain REACH SVHC
Halogen Content	Not Low Halogen - contains Br or Cl > 900 ppm.
Solder Process Capability	Not applicable for solder process capability

Product Compliance Disclaimer

This information is provided based on reasonable inquiry of our suppliers and represents our current actual knowledge based on the information they provided. This information is subject to change. The part numbers that TE has identified as EU RoHS compliant have a maximum concentration of 0.1% by weight in homogenous materials for lead, hexavalent chromium, mercury, PBB, PBDE, DBP, BBP, DEHP, DIBP, and 0.01% for cadmium, or qualify for an exemption to these limits as defined in the Annexes of Directive 2011/65/EU (RoHS2). Finished electrical and electronic equipment products will be CE marked as required by Directive 2011/65/EU. Components may not be CE marked. Additionally, the part numbers that TE has identified as EU ELV compliant have a maximum concentration of 0.1% by weight in homogenous materials for lead, hexavalent chromium, and mercury, and 0.01% for cadmium, or qualify for an exemption to these limits as defined in the Annexes of Directive 2000/53/EC (ELV). Regarding the REACH Regulation, the information TE provides on SVHC in articles for this part number is based on the latest European Chemicals Agency (ECHA) 'Guidance on requirements for substances in articles' posted at this URL: <https://echa.europa.eu/guidance-documents/guidance-on-reach>

Compatible Parts

 <p>TE Part # 5650462-4 ASSY,RECEPTACLE,EUROCARD,TYPE</p>	 <p>TE Part # 5650461-5 ASSY,RECEPTACLE,EUROCARD,TYPE</p>	 <p>TE Part # 1-148057-5 096 EURO TYP C RECP 13MM ASSY</p>	 <p>TE Part # 5535043-5 ASSY,RECEPTACLE,EUROCARD,TYPE</p>
--	--	---	--



TE Part # 5535089-5
ASSEMBLY,RECEPTACLE,EUROCARD, T



TE Part # 650473-5
096 EURO TYPE C PIN ST ASSY



TE Part # 5650908-5
ASSY,PIN,EUROCARD,TYPE R,LEAD-



TE Part # 5536412-4
ASSY,RECEPT,EURO,TYPE C,LEAD-FREE,96,.18



TE Part # 5148057-5
ASSY,RECEPTACLE,EUROCARD,TYPE C,LEAD-FRE



TE Part # 5650473-5
ASSY,PIN,EUROCARD,TYPE C,LEAD-



TE Part # 5536418-5
ASSY,RECEPT,EURO,TYPE C,LEAD-F



TE Part # 650947-5
096 EURO TYPE C PIN ST ASSY



TE Part # 5535090-4
ASSEMBLY,RECEPTACLE,EUROCARD, T



TE Part # 650461-4
096 EURO TYPE R RECPT ASSY



TE Part # 215605-4
96P.IEC-C MALE CONN



TE Part # 535043-4
096 EURO TYPE C RECEPT ST ASSY



TE Part # 5148059-5
ASSY,RECEPTACLE,EUROCARD,TYPE C,LEAD-FRE



TE Part # 5650963-4
ASSY,RECEPTACLE,EUROCARD,TYPE



TE Part # 5536405-5
ASSY,PIN,EUROCARD,TYPE C,LEAD-



TE Part # 9-1393644-1
V42254B1200C960=PC612 MESSERLE

Customers Also Bought



TE Part #413990-1
STR JACK, SMB, PCB



TE Part #5767054-1
MICT,RECPT,38,ASSY,PDNI



TE Part #8-1625867-4
RP 1J 0.166W 46R4 0.1% 25PPM 1K RL



TE Part #1-2176391-3
RQ 1206 16K5 0.1% 10PPM 5K RL



Documents

Product Drawings

[096 EURO TYP C RECP 17MM ASSY](#)

English

CAD Files

Customer View Model

[ENG_CVM_CVM_1-148059-5_K.2d_dxf.zip](#)

English

[3D PDF](#)

3D

Customer View Model

[ENG_CVM_CVM_1-148059-5_K.3d_igs.zip](#)

English

Customer View Model

[ENG_CVM_CVM_1-148059-5_K.3d_stp.zip](#)

English

By downloading the CAD file I accept and agree to the [Terms and Conditions](#) of use.

Product Specifications

[Application Specification](#)

English