

Electronic circuit breaker - CAPAROC E1 12-24DC/1-4A



1115415

<https://www.phoenixcontact.com/il/products/1115415>

Please be informed that the data shown in this PDF document is generated from our Online Catalog. Please find the complete data in the user documentation. Our General Terms of Use for Downloads are valid.



1-channel electronic circuit breaker module for protecting 12 and 24 V DC loads against overload and short circuit. Nominal current adjustable from 1 A to 4 A via LED button. For DIN rail installation via the CAPAROC current rails.

Your advantages

- The benchmark that you can tailor with channel-precise design with integrated potential distribution
- Easy operation for everyone through tool-free assembly, uninterrupted installation, and transparent operating state
- Exceptionally easy design-in with the narrowest of space requirements and four protected outputs

Electronic circuit breaker - CAPAROC E1 12-24DC/1-4A



1115415

<https://www.phoenixcontact.com/il/products/1115415>

Commercial Data

Item number	1115415
Packing unit	1 pc
Minimum order quantity	1 pc
Note	Made to Order (non-returnable)
Product Key	CLA232
GTIN	4063151038724
Weight per Piece (including packing)	94.16 g
Weight per Piece (excluding packing)	56.75 g
Customs tariff number	85363010
Country of origin	DE

Electronic circuit breaker - CAPAROC E1 12-24DC/1-4A



1115415

<https://www.phoenixcontact.com/il/products/1115415>

Technical Data

Notes

General

Note	LABS release – in accordance with test specification VW PV 3. 10.7:2005-0
------	---------------------------------------------------------------------------

Product properties

Product type	Device circuit breakers
Number of positions	1
No. of channels	1

Insulation characteristics

Protection class	III
Pollution degree	2

Electrical properties

No. of channels	1
Operating voltage	10 V DC ... 30 V DC
Rated voltage	12 V DC 24 V DC
Rated current I_N	4 A DC
Rated current I_N	1 / 2 / 3 / 4 A DC (adjustable per output channel)
Rated current (pre-adjusted)	4 A
Rated surge voltage	0.5 kV
Tripping method	E (electronic)
Required backup fuse	Only required if I_{max} of the power supply > the short-circuit switching capacity. Integrated failsafe element.
Short-circuit switching capacity	300 A
Dielectric strength	35 V DC (Load circuit)
Fuse	electronic
Efficiency	> 99 %
Closed circuit current I_0	typ. 8.5 mA (no load at 24 V)
Power dissipation	typ. 0.2 W (no load at 24 V) < 0.57 W (in nominal operation at 24 V and 4 A)
Measuring tolerance I	± 15 % (typ.)
MTBF (IEC 61709, SN 29500)	21274544 h (at 25 °C with 21 % load) 9809987 h (at 40 °C with 34.25% load) 1482752 h (at 40 °C with 100% load)
Voltage drop	0.09 V (at 4 A)
Fail-safe element	5 A DC (per output channel)

Load circuit

4 s (with overload 1.1...1.5 x I_N)

Electronic circuit breaker - CAPAROC E1 12-24DC/1-4A



1115415

<https://www.phoenixcontact.com/il/products/1115415>

Shutdown time	1 s (with overload 1.5...2.0 x I _N)
	0.1 s (with overload 2.0...3.0 x I _N)
	typ. 10 ms (For short circuit > 3.0 x I _N)
Undervoltage switch-off	≤ 8.5 V DC (active)
	≥ 9.2 V DC (inactive)
Overvoltage switch-off	≥ 32.5 V DC (active)
	≤ 30.5 V DC (inactive)
Max. capacitive load	≤ 20000 μF (Depending on the current setting and the short-circuit current available)

Connection data

Fuse-protected output

Connection method	Push-in connection
Stripping length	10 mm
Conductor cross section flexible	0.2 mm ² ... 4 mm ²
Conductor cross section solid	0.2 mm ² ... 4 mm ²
Conductor cross section AWG	24 ... 12
Conductor cross section, flexible, with ferrule, with plastic sleeve	0.25 mm ² ... 4 mm ²
Conductor cross section flexible, with ferrule without plastic sleeve	0.25 mm ² ... 4 mm ²

LED signaling

Channel LED off	off (Channel switched off)
Channel LED yellow	lit (Channel switched on, channel load > 80%)
	flashing (Programming mode active)
	two flashes (Check the installation, no communication to power module)
Channel LED green	lit (Channel switched on)
Channel LED red	lit (Channel switched off, over- or undervoltage active)
	ON temporarily (Channel switched off, 5 s cool-down phase, overload or short-circuit release)
	flashing (Channel switched off, ready to be switched back on, overload or short-circuit release)

Dimensions

Dimensional drawing	
Width	6.2 mm
Height	132.4 mm
Depth	111.3 mm (incl. DIN rail 7.5 mm)

Electronic circuit breaker - CAPAROC E1 12-24DC/1-4A



1115415

<https://www.phoenixcontact.com/il/products/1115415>

Material specifications

Color	light grey RAL 7035
Material	PA 6 (Housing)
	PA 6 (Pusher)
	PA 6 (Release lever)
	PC (Fiber optics)
Flammability rating according to UL 94	V-0

Environmental and real-life conditions

Ambient conditions

Degree of protection	IP20
Ambient temperature (operation)	-30 °C ... 65 °C (The temperature range of the power module must be taken into consideration)
Ambient temperature (storage/transport)	-40 °C ... 70 °C
Altitude	≤ 4000 m (amsl (above mean sea level))
Humidity test	96 h, 95 % RH, 40 °C
Shock (operation)	30g (11 ms period, half-sine shock pulse, according to IEC 60068-2-27)
	25g (6 ms duration, half-sine shock pulse in accordance with IEC 60068-2-27, continuous shock)
	15g (6 ms duration, half-sine shock pulse in accordance with IEC 60068-2-27, continuous shock. If more than six CAPAROC E1 modules are used in the system.)
Vibration (operation)	5g (10 ... 150 Hz / 10 cycles / axis / X, Y, Z)

Approval data

UL approval

Identification	UL/C-UL Listed UL 508
	UL Recognized UL 2367
	NEC Class 2 according to UL 1310

Standards and regulations

Standards/specifications	EN 61000-6-2
Standards/specifications	EN 61000-6-3
Standards/specifications	EN 60068-2-78
Standards/specifications	EN 50178
Standards/specifications	EN 60068-2-6
Standards/specifications	EN 60068-2-27

Mounting

Mounting type	pluggable onto CAPAROC CR... current rail
---------------	-------------------------------------------

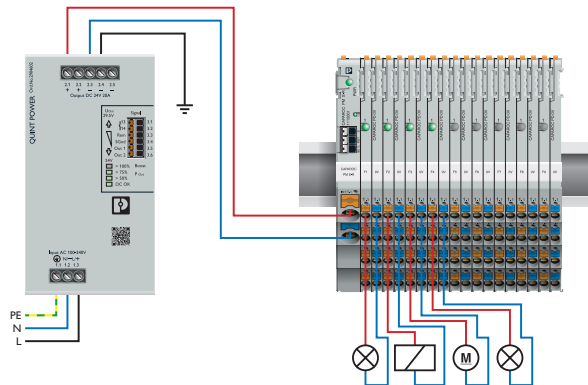
Electronic circuit breaker - CAPAROC E1 12-24DC/1-4A

1115415

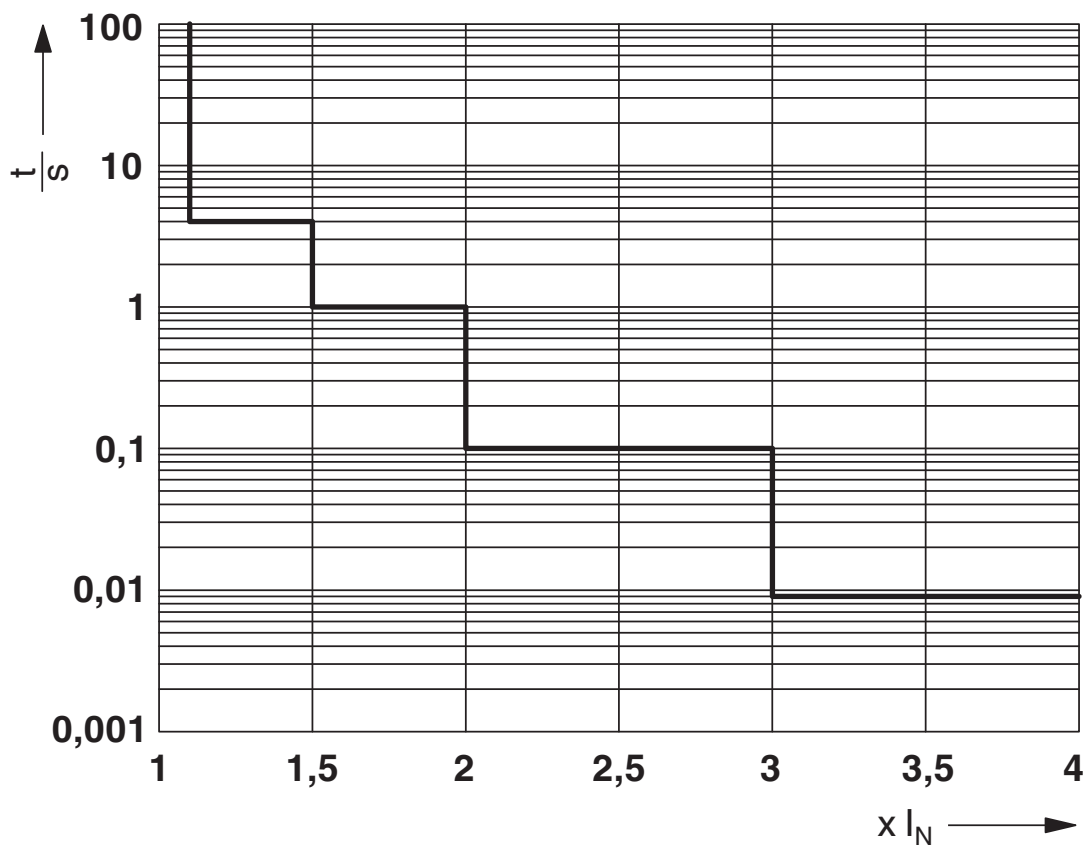
<https://www.phoenixcontact.com/il/products/1115415>

Drawings

Application drawing



Diagram



Trigger characteristic

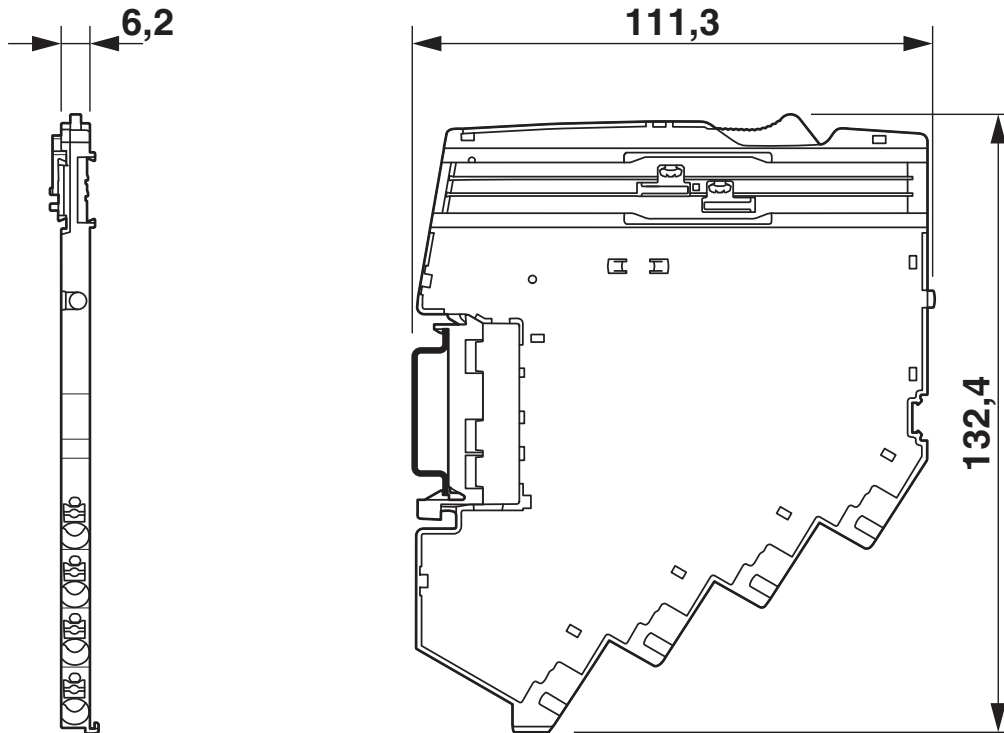
Electronic circuit breaker - CAPAROC E1 12-24DC/1-4A



1115415

<https://www.phoenixcontact.com/il/products/1115415>

Dimensional drawing



Product drawing



Electronic circuit breaker - CAPAROC E1 12-24DC/1-4A



1115415

<https://www.phoenixcontact.com/il/products/1115415>

Approvals



UL Recognized

Approval ID: FILE E 317172



UL Listed

Approval ID: FILE E 123528



cUL Listed

Approval ID: FILE E 123528

cULus Listed

Electronic circuit breaker - CAPAROC E1 12-24DC/1-4A



1115415

<https://www.phoenixcontact.com/il/products/1115415>

Classifications

ECLASS

ECLASS-9.0	27141116
ECLASS-10.0.1	27140401
ECLASS-11.0	27140401

ETIM

ETIM 8.0	EC003538
----------	----------

UNSPSC

UNSPSC 21.0	39121400
-------------	----------

Electronic circuit breaker - CAPAROC E1 12-24DC/1-4A



1115415

<https://www.phoenixcontact.com/il/products/1115415>

Environmental Product Compliance

REACH SVHC

Lead 7439-92-1

Electronic circuit breaker - CAPAROC E1 12-24DC/1-4A



1115415

<https://www.phoenixcontact.com/il/products/1115415>

Mandatory Accessories

Busbar

Busbar - CAPAROC CR 20 - 1110989

<https://www.phoenixcontact.com/il/products/1110989>

Busbar for CAPAROC system with 20 slots. For installation on a DIN rail.



Busbar

Busbar - CAPAROC CR 8 - 1115672

<https://www.phoenixcontact.com/il/products/1115672>

Busbar for the CAPAROC system with 8 slots. For installation on a DIN rail.



Electronic circuit breaker - CAPAROC E1 12-24DC/1-4A



1115415

<https://www.phoenixcontact.com/il/products/1115415>

Power module

Power module - CAPAROC PM S-R - 1115661

<https://www.phoenixcontact.com/il/products/1115661>



Power module with status output and reset input for supplying the CAPAROC circuit breaker system with 12 or 24 V DC. For DIN rail installation via the CAPAROC current rails.

Power module

Power module - CAPAROC PM PN - 1110986

<https://www.phoenixcontact.com/il/products/1110986>



Power module with PROFINET interface for supplying the CAPAROC circuit breaker system with 12 or 24 V DC. Additional system interface for communication with the power supply. For DIN rail installation via the CAPAROC current rails.

Accessories

Electronic circuit breaker - CAPAROC E1 12-24DC/1-4A



1115415

<https://www.phoenixcontact.com/il/products/1115415>

Metal part

Metal part - CAPAROC CR CON - 1270955

<https://www.phoenixcontact.com/il/products/1270955>



Metal extension rails from connecting CAPAROC initial busbars.

Busbar

Busbar - CAPAROC CR EXT20 - 1115674

<https://www.phoenixcontact.com/il/products/1115674>



Extension busbar with 20 slots for the CAPAROC system. For installation on a DIN rail.

Electronic circuit breaker - CAPAROC E1 12-24DC/1-4A

1115415

<https://www.phoenixcontact.com/il/products/1115415>

Busbar

Busbar - CAPAROC CR EXT8 - 1110990

<https://www.phoenixcontact.com/il/products/1110990>



Extension busbar with 8 slots for CAPAROC system. For installation on a DIN rail.

Busbar

Busbar - CAPAROC CR EXT4 - 1110991

<https://www.phoenixcontact.com/il/products/1110991>



Extension busbar with 4 slots for the CAPAROC system. For installation on a DIN rail.

Electronic circuit breaker - CAPAROC E1 12-24DC/1-4A



1115415

<https://www.phoenixcontact.com/il/products/1115415>

Marker for terminal blocks

Marker for terminal blocks - UC-TMF 6 - 0818140

<https://www.phoenixcontact.com/il/products/0818140>



Marker for terminal blocks, Sheet, white, unlabeled, can be labeled with: BLUEMARK ID COLOR, BLUEMARK ID, BLUEMARK CLED, PLOTMARK, CMS-P1-PLOTTER, mounting type: snap in, for terminal block width: 6.2 mm, lettering field size: 5.6 x 5.1 mm, Number of individual labels: 80

Marker for terminal blocks

Marker for terminal blocks - UCT-TMF 6 - 0828746

<https://www.phoenixcontact.com/il/products/0828746>



Marker for terminal blocks, Sheet, white, unlabeled, can be labeled with: TOPMARK NEO, TOPMARK LASER, BLUEMARK ID COLOR, BLUEMARK ID, BLUEMARK CLED, THERMOMARK PRIME, THERMOMARK CARD 2.0, THERMOMARK CARD, mounting type: snap in, for terminal block width: 6.2 mm, lettering field size: 5.4 x 4.7 mm, Number of individual labels: 60

Electronic circuit breaker - CAPAROC E1 12-24DC/1-4A



1115415

<https://www.phoenixcontact.com/il/products/1115415>

Marker for terminal blocks

Marker for terminal blocks - UC-TM 6 - 0818085

<https://www.phoenixcontact.com/il/products/0818085>



Marker for terminal blocks, Sheet, white, unlabeled, can be labeled with: BLUEMARK ID COLOR, BLUEMARK ID, BLUEMARK CLED, PLOTMARK, CMS-P1-PLOTTER, mounting type: snap in, for terminal block width: 6.2 mm, lettering field size: 5.6 x 10.5 mm, Number of individual labels: 80

Marker for terminal blocks

Marker for terminal blocks - UCT-TM 6 - 0828736

<https://www.phoenixcontact.com/il/products/0828736>



Marker for terminal blocks, Sheet, white, unlabeled, can be labeled with: TOPMARK NEO, TOPMARK LASER, BLUEMARK ID COLOR, BLUEMARK ID, BLUEMARK CLED, THERMOMARK PRIME, THERMOMARK CARD 2.0, THERMOMARK CARD, mounting type: snap in, for terminal block width: 6.2 mm, lettering field size: 5.6 x 10.5 mm, Number of individual labels: 60

Electronic circuit breaker - CAPAROC E1 12-24DC/1-4A



1115415

<https://www.phoenixcontact.com/il/products/1115415>

Potential distributors

Potential distributors - CAPAROC PD 0V - 1110987

<https://www.phoenixcontact.com/il/products/1110987>



Potential distributor with Push-in connections for directly connecting the 0 V return conductor in the CAPAROC system. For DIN rail installation via the CAPAROC current rails.

Phoenix Contact 2022 © - all rights reserved

<https://www.phoenixcontact.com>

PHOENIX CONTACT Israel Ltd.
P.O.B. 1799 Industrial Park Hasharon
Quadima 60920
+972-9-8915700
info@phoenixcontact.co.il