

VSSC6 RTD EX


Weidmüller Interface GmbH & Co. KG

Klingenbergstraße 26

D-32758 Detmold

Germany

www.weidmueller.com



Overvoltage coupling along the conductor path may disturb or destroy sensitive signal inputs. It is important to provide protection in the immediate vicinity of I&C devices. Weidmüller's broad product range for the I&C sector offers products in a 2-piece, pluggable design and modular terminals for tension clamp or screw connection. These products are suitable for both binary and analogue signals. Weidmüller also offers other designs with integrated components such as gas discharge tubes or varistors. VARITECTOR stands for flexible and variable surge protection by Weidmüller, tested according to product standard IEC61643-21. The VARITECTOR series can be used in applications according to IEC 61643-22 / VDE 0845-3 for classes C1, C2, C3 and D1. The VARITECTOR SPC, SSC and MCZ OVP product families optimally combine electrical and mechanical properties. Size and easy handling play an important role. This surge protection is suited for confined spaces in industrial and process automation as well as in building automation applications.

General ordering data

Version	Surge protection for instrumentation and control, Surge protection for measurement and control, $U_p(L/N-PE) \leq 1.8 \text{ kV}$
Order No.	1130670000
Type	VSSC6 RTD EX
GTIN (EAN)	4032248911165
Qty.	1 pc(s).

VSSC6 RTD EX

Weidmüller Interface GmbH & Co. KG

Klingenbergstraße 26

D-32758 Detmold

Germany

www.weidmueller.com

Technical data

Dimensions and weights

Depth	81 mm	Depth (inches)	3.189 inch
Height	88.5 mm	Height (inches)	3.484 inch
Width	12.4 mm	Width (inches)	0.488 inch
Net weight	56.8 g		

Temperatures

Storage temperature	-40 °C...80 °C	Operating temperature	-40 °C...70 °C
Humidity	5...96 %		

Probability of failure

SIL PAPER	SIL Paper	SIL in compliance with IEC 61508	3
MTTF	1,871 Jahre	SFF	94.67 %
λges	61	PFH in 1*10 ⁻⁹ per hour	3.25

Environmental Product Compliance

REACH SVHC	Lead 7439-92-1
------------	----------------

Protection Ex - Data

ATEX - dust labelling	II 1 D Ex ia IIIC T135 °C ... T85 °C Da	ATEX - gas labelling	II 1 G Ex ia IIC T4... T6 Ga
IECEx - dust labelling	II 1 D Ex ia IIIC T135 °C ... T85 °C Da	IECEx - gas labelling	II 1 G Ex ia IIC T4... T6 Ga
Input power, max. P _i	0.75 W	Input voltage, max. U _i	5 V
Internal capacity, max. C _i	7 nF	Internal inductance, max. L _i	0 μH
Temperature class T4/135°C (-40°C ... +120 °C) li	300 mA	Temperature class T5/100°C (-40 °C ... +85 °C) li	300 mA
Temperature class T6/85 °C (-40 °C ... +70 °C) li	300 mA		

CSA protection data

Gas group C	IIB	Gas group D	IIA
Gas groups A, B	IIC	Input current, max. I _i	300 mA
Input voltage, max. U _i	5 V	Internal capacity, max. C _i	7 nF
Internal inductance, max. L _i	0 μH		

General data

Colour	Light Blue	Design	Terminal
Isolating function	No	Optical function display	No
Protection degree	IP20	Rail	TS 35
Segment	Measurement - Monitoring - Setting	UL 94 flammability rating	V-0
Version	Surge protection for measurement and control		

Insulation coordination acc. to EN 50178

Pollution severity	2	Surge voltage category	III
--------------------	---	------------------------	-----

Creation date May 19, 2022 12:01:15 PM CEST

Catalogue status 06.05.2022 / We reserve the right to make technical changes.

VSSC6 RTD EX

Weidmüller Interface GmbH & Co. KG

Klingenbergstraße 26

D-32758 Detmold

Germany

www.weidmueller.com

Technical data

Rated data IEC / EN

Dielectric strength at FG against PE	≥ 500 V	Discharge current I_{\max} (8/20 μ s) wire-PE	5 kA
Discharge current I_{\max} (8/20 μ s) wire-wire	5 kA	Discharge current I_n (8/20 μ s) wire-PE	2.5 kA
Discharge current I_n (8/20 μ s) wire-wire	2.5 kA	Discharge current, max. (8/20 μ s)	10 kA
Input voltage, max. U_i	5 V	Insertion loss	119.64 MHz
Lightning test current I_{imp} (10/350 μ s)	0.5 kA	Lightning test current, I_{imp} (10/350 μ s) Wire-PE	0.5 kA
Max. continuous voltage, U_c (DC)	5 V	Overload - failure mode	Modus 2
Protection level U_p (typ.)	≤ 1.8 kV	Protection level, U_p wire - wire	15 V
Pulse-reset capacity	≤ 10 ms	Rated current I_N	300 mA
Rated voltage (DC)	1 V	Requirements category acc. to IEC 61643-21	C2, D1
Signal transmission properties (-3 dB)	120 Mhz	Standards	IEC61643-21:2009, DIN EN 60079-0:2009, DIN EN 60079-26:2007, DIN EN 61241-11:2006
Surge current-carrying capacity C2	2.5 kA 8/20 μ s 5 kV 1.2/50 μ s	Surge current-carrying capacity C3	10 A 10/1000 μ s
Surge current-carrying capacity D1	0.5 kA 10/350 μ s	Voltage type	DC
Volume resistance	1.8 Ω 10 %		

Further details of approvals

GOST certificate GOST-Zertifikat

Connection data

Type of connection	Screw connection	Tightening torque, min.	0.5 Nm
Tightening torque, max.	0.8 Nm	Clamping range, min.	0.5 mm ²
Clamping range, max.	4 mm ²	Wire cross-section, solid, min.	0.5 mm ²
Wire cross-section, solid, max.	6 mm ²	Conductor cross-section, flexible, AEH (DIN 46228-1), min.	0.5 mm ²
Conductor cross-section, flexible, AEH (DIN 46228-1), max.	4 mm ²	Connection cross-section, stranded, min.	0.5 mm ²
Connection cross-section, stranded, max.	4 mm ²		

Ratings IECEx/ATEX/cUL

ATEX - dust labelling	II 1 D Ex ia IIIC T135 °C ... T85 °C Da	ATEX - gas labelling	II 1 G Ex ia IIC T4... T6 Ga
ATEX certificate	ATEX Certificate	IEC Ex certificate	IECEx Zertifikat
IECEx - dust labelling	II 1 D Ex ia IIIC T135 °C ... T85 °C Da	IECEx - gas labelling	II 1 G Ex ia IIC T4... T6 Ga
cUL certificate	cUL Certificate		

Classifications

ETIM 6.0	EC000943	ETIM 7.0	EC000943
ETIM 8.0	EC000943	ECLASS 9.0	27-13-08-07
ECLASS 9.1	27-13-08-07	ECLASS 10.0	27-13-08-07
ECLASS 11.0	27-13-08-07	ECLASS 12.0	27-17-90-90

VSSC6 RTD EX

Weidmüller Interface GmbH & Co. KG

Klingenbergstraße 26

D-32758 Detmold

Germany

www.weidmueller.com

Technical data

Tender specification sheets

Long specification	Short specification
<p>Surge protection in a one piece, 6.2 mm wide DIN rail module for a PT100 signal circuit with 12 V DC, 3-wire technology. A 3-wire signal with max. 0.3A can be protected here. When the terminal is fitted, there is a simultaneous sparkover gap created to the high-impedance earth between the mounting rail (earth) and the reference potential (ground) of the protective switch. Optical identification of the terminal based on the type of protected switching and the voltage level. The terminal can be labelled or marked. ATEX version. Tested to Ex area ignition protection types: Ex ia IIC / Ex iaD</p>	<p>Surge protection in a one piece, 12.4 mm wide terminal rail module for a PT 100 signal circuit in 3-wire technology. Version: 5 VDC ATEX version. Tested according to explosion protection types in EX areas: Ex ia IIC / Ex iaD.</p>

Important note

Product information	Mode 2: State where the voltage-limiting part of the SPD was short-circuited due to a very low impedance within the SPD. The line is inoperable, but the measuring equipment is still protected by means of a short-circuit.
---------------------	--

Approvals

Approvals



ROHS	Conform
------	---------

Downloads


Approval/Certificate/Document of Conformity	SIL Paper EU Konformitätserklärung / EU Declaration of Conformity
Engineering Data	CAD data – STEP
Engineering Data	EPLAN, WSCAD
User Documentation	Beipackzettel / Instruction sheet Beipackzettel / Instruction sheet
Catalogues	Catalogues in PDF-format
Brochures	

VSSC6 RTD EX

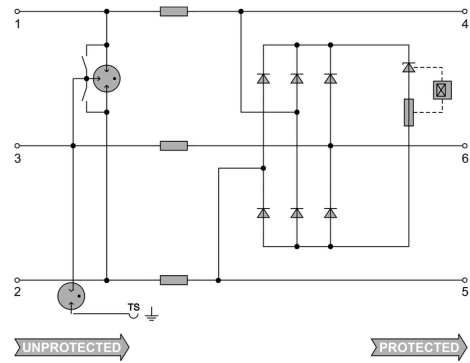
Weidmüller Interface GmbH & Co. KG
Klingenbergstraße 26
D-32758 Detmold
Germany

www.weidmueller.com

Drawings



Similar to illustration



Circuit diagram

