


## Electronic circuit breaker - PTCB E1 24DC/4A SI-R - 1135745

Please be informed that the data shown in this PDF Document is generated from our Online Catalog. Please find the complete data in the user's documentation. Our General Terms of Use for Downloads are valid (<http://phoenixcontact.com/download>)




Single-channel, electronic fuse for the protection of 24 V loads. Simple potential distribution using terminal blocks from the CLIPLINE complete system. With status output, reset input, and electronic interlock. For installation on DIN rails.

### Your advantages

- ✔ Simple application setup due to bridging option to CLIPLINE complete terminal block system
- ✔ More space in the control cabinet: narrowest protection on just 6 mm width
- ✔ Individual setup for suitable protection, exactly according to your requirements
- ✔ Enhanced diagnostic and control options, thanks to integrated status output and reset input
- ✔ Optimum protection for cables and sensors as well as NEC Class 2 circuits by means of an additional internal output fuse



### Key Commercial Data

Packing unit	1 pc
GTIN	 4 063151 069575
GTIN	4063151069575
Weight per Piece (excluding packing)	27.500 g
Custom tariff number	85363010
Country of origin	Germany
Sales Key	CLA135

### Technical data

#### Dimensions

Height	105.8 mm
Width	6.2 mm
Depth	55.6 mm (incl. DIN rail 7.5 mm)

#### Ambient conditions

Ambient temperature (operation)	-30 °C ... 60 °C
Ambient temperature (storage/transport)	-40 °C ... 70 °C
Humidity test	96 h, 95 % RH, 40 °C

# Electronic circuit breaker - PTCB E1 24DC/4A SI-R - 1135745

## Technical data

### Ambient conditions

Altitude	≤ 3000 m up to 52 °C (amsl (above mean sea level))
	≤ 4000 m up to 46 °C (amsl (above mean sea level))
Shock (operation)	30g (IEC 60068-2-27, Test Ea)
Vibration (operation)	10 Hz ... 59.6 Hz (Amplitude ±0.35 mm; in accordance with IEC 60068-2-6, Test Fc)
	59.6 Hz ... 150 Hz (Acceleration 5g; in accordance with IEC 60068-2-6, Test Fc)
	5 Hz ... 100 Hz (Resonance search 4g; resonance frequency 4g; 90 min in accordance with DNV GL Class B)
Degree of protection	IP20

### General

Flammability rating according to UL 94	V-0
Mounting type	DIN rail: 35 mm
Color	traffic grey A RAL 7042
Number of positions	1
Protection class	III
Degree of pollution	2
Type	DIN rail module, one-piece

### Electrical data

Fuse type	electronic
Rated surge voltage	0.5 kV
Operating voltage	18 V DC ... 27.5 V DC
Rated voltage	24 V DC
Rated current I <sub>N</sub>	24 A DC (Total current input)
	4 A DC (Rated current output)
Measuring tolerance I	± 15 %
Feedback resistance	max. 35 V DC
Fail-safe element	5 A DC
Efficiency	> 99 %
Closed circuit current I <sub>0</sub>	typ. 8 mA
Power dissipation	typ. 0.15 W (No-load operation)
	< 1.1 W (Nominal operation)
Module initialization time	1 s
Waiting time after switch off of a channel	5 s (at overload / short circuit)
Temperature derating	21 A (Total current at 60°C)
	24 A (Total current at 50°C)
	4 A (Channel current at 60°C)
	4 A (Channel current at 50°C)
Tripping method	E (electronic)
Required backup fuse	Only required if I <sub>max</sub> of the power supply > the short-circuit switching capacity. Integrated failsafe element.

# Electronic circuit breaker - PTCB E1 24DC/4A SI-R - 1135745

## Technical data

### Electrical data

Short-circuit switching capacity	300 A
Dielectric strength	max. 35 V DC (Load circuit)
Voltage drop	0.13 V (at 4 A)
MTBF (IEC 61709, SN 29500)	27027027 h (at 25 °C with 21 % load)
	13157894 h (at 40°C with 34.25% load)
	1960784 h (at 60°C with 100% load)
Shutdown time load circuit	≤ 10 ms (for short circuit > 2.0 x I <sub>N</sub> )
	1 s (1.2 ... 2.0 x I <sub>N</sub> )
Undervoltage switch-off load circuit	≤ 17.8 V DC (active)
	≥ 18.8 V DC (inactive)
Overvoltage switch-off shutdown load circuit	≥ 27.5 V DC (active)
	≤ 27 V DC (inactive)
Max. capacitive load load circuit	26000 µF (Depending on the current setting and the short-circuit current available)
Output voltage status output	24 V DC (Error)
Output current status output	max. 0.015 A (Short-circuit-proof)
Stripping length	8 mm
Conductor cross section solid	0.2 mm <sup>2</sup> ... 4 mm <sup>2</sup>
Conductor cross section, flexible, with ferrule, with plastic sleeve	0.25 mm <sup>2</sup> ... 2.5 mm <sup>2</sup>
Conductor cross section flexible, with ferrule without plastic sleeve	0.25 mm <sup>2</sup> ... 2.5 mm <sup>2</sup>
Conductor cross section AWG	24 ... 12
Input voltage reset input	7 V DC ... 30 V DC (Reset with falling edge)
Current consumption reset input	typ. 0.4 mA (at 24 V DC)
Pulse length reset input	≥ 50 ms (High)
	≥ 50 ms (Low)
Voltage reset input	< 5 V DC (Low state)
	> 8 V DC (High state)
Stripping length	8 mm
Conductor cross section solid	0.2 mm <sup>2</sup> ... 2.5 mm <sup>2</sup>
Conductor cross section, flexible, with ferrule, with plastic sleeve	0.25 mm <sup>2</sup> ... 2.5 mm <sup>2</sup>
Conductor cross section flexible, with ferrule without plastic sleeve	0.25 mm <sup>2</sup> ... 2.5 mm <sup>2</sup>
Conductor cross section AWG	24 ... 12

### Signaling

Channel LED off	off (Channel switched off)
Channel LED green	lit (Channel switched on)
Channel LED yellow	lit (Channel switched on, channel load > 80% )
	flashing (Programming mode active)
Channel LED red	lit (Channel switched off, over- or undervoltage active)
	ON temporarily (Channel switched off, 5 s cool-down phase, overload or short-circuit release)

# Electronic circuit breaker - PTCB E1 24DC/4A SI-R - 1135745

## Technical data

### Signaling

	flashing (Channel switched off, ready to be switched back on, overload or short-circuit release)
	flashing quickly (Channel switched off, external voltage at the output, possible installation error)

### Connection data

Connection name	Main circuit IN+
Connection method	Push-in connection
Stripping length	8 mm
Conductor cross section solid	0.2 mm <sup>2</sup> ... 4 mm <sup>2</sup>
Conductor cross section AWG	24 ... 12
Conductor cross section, flexible, with ferrule, with plastic sleeve	0.2 mm <sup>2</sup> ... 2.5 mm <sup>2</sup>
Conductor cross section flexible, with ferrule without plastic sleeve	0.2 mm <sup>2</sup> ... 2.5 mm <sup>2</sup>
Connection name	Main circuit IN-
Connection method	Push-in connection
Stripping length	8 mm
Conductor cross section solid	0.2 mm <sup>2</sup> ... 4 mm <sup>2</sup>
Conductor cross section AWG	24 ... 12
Conductor cross section, flexible, with ferrule, with plastic sleeve	0.2 mm <sup>2</sup> ... 2.5 mm <sup>2</sup>
Conductor cross section flexible, with ferrule without plastic sleeve	0.2 mm <sup>2</sup> ... 2.5 mm <sup>2</sup>
Connection name	Main circuit OUT
Connection method	Push-in connection
Stripping length	8 mm
Conductor cross section solid	0.2 mm <sup>2</sup> ... 4 mm <sup>2</sup>
Conductor cross section AWG	24 ... 12
Conductor cross section, flexible, with ferrule, with plastic sleeve	0.2 mm <sup>2</sup> ... 2.5 mm <sup>2</sup>
Conductor cross section flexible, with ferrule without plastic sleeve	0.2 mm <sup>2</sup> ... 2.5 mm <sup>2</sup>

### Standards and Regulations

Standards/specifications	EN 61000-6-2 EMC – Immunity for industrial areas
	EN 61000-6-3 EMC – Emission for residential, business and commercial properties and small operations
	EN 60068-2-78 Environmental influences – Moisture and heat, constant
	EN 50178 Equipping power installations with electronic equipment
	EN 60068-2-6 Environmental influences – Vibrations (sinusoidal)
	EN 60068-2-27 Environmental influences – Shocks
	EN 60068-2-30 Environmental influences – Part 2-30: Tests – Test Db: Damp heat, cyclical

### Conformance/approvals

Designation	UL approval
Identification	UL/C-UL Listed UL 508
	UL Recognized UL 2367
	NEC Class 2 according to UL 1310

# Electronic circuit breaker - PTCB E1 24DC/4A SI-R - 1135745

## Technical data

### Conformance/approvals

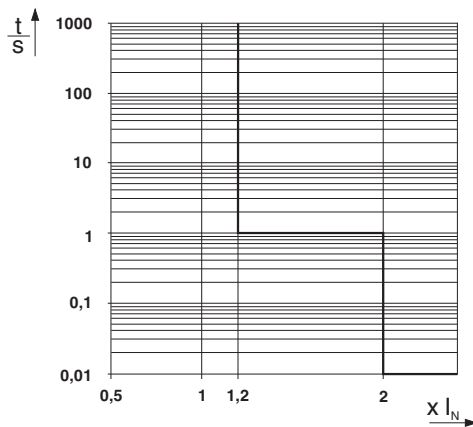
	UL/C-UL Listed ANSI/UL 121201 Class I, Division 2, Groups A, B, C, D; T4 (Hazardous Location)
Designation	Shipbuilding approval
Identification	DNV GL
Temperature	D
Humidity	B
Vibration	B
EMC	B
Enclosure	A

### Environmental Product Compliance

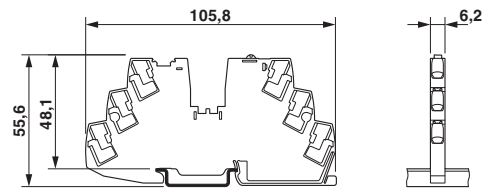
REACH SVHC	Lead 7439-92-1
------------	----------------

## Drawings

Diagram



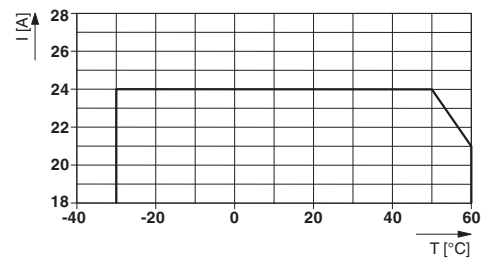
Dimensional drawing



Trigger characteristic in the DC range

Block diagram

Diagram



Total current input

## Electronic circuit breaker - PTCB E1 24DC/4A SI-R - 1135745

Diagram

