



ENGLISH

24 Watt Medical Plug & Go range with 2.1mm C+ve



CB CE cUL[®] US

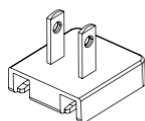


Features:

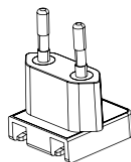
- Medical & ITE Safety Approvals
- 2 MOPP Input to output isolation
- DOE Efficiency level VI
- European CoC Ver 5 tier 2
- 4th Edition medical EMC
- $\leq 0.075\text{w}$ Standby power
- Supplied with 4 interchangeable mains plug-heads for use in UK, Europe, USA, Japan and Australia
- 7V to 52V Outputs, up to 24W
- Up to 5,000m operating altitude
- Meet 4kV surge immunity IEC61000-4-5
- Output lead length approximately 1.5 m, fitted with a 2.1 x 5.5 x 11 mm output connector, centre contact positive



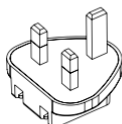
ENGLISH



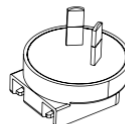
US/Japan



Europe



UK



Australia

Characteristics

Input Voltage Range	90-264VAC
Frequency Range	50-63Hz
Inrush Current	50A Max
Touch Leakage Current	<10 μ A
Operating Temperature	0°C to 40°C
Storage Temperature	-20°C to 60°C
Humidity	10% to 90%
Dimensions	88(L)x30(W)x57(H)mm (Without AC Head)
Weight	170g
Over Current	Yes
Over Voltage	Yes
Short Circuit	Yes
Safety	IEC/EN/AS/NZS60950, IEC/EN/ES 60601-1, CSA-C22.2No.60601-1
DC Cable	18AWG UL2468 1.5M

Part Number	RS Number	Voltage	Current	Rated Power	Ripple Voltage	Start Up Time	Efficiency	Standby Power
T6394ST	1262120	12Vdc	2A	24W	\leq 150	\leq 3s	86.0%	\leq 0.075W
T6395ST	1262121	24Vdc	1A	24W	\leq 240	\leq 3s	87.0%	\leq 0.075W