

Reliable isolation transformers from Tufvassons

Tufvassons have a wide range of transformers and over fifty years' experience of making them ourselves. We offer supreme quality isolation transformers for permanent installation, installation on DIN rails and movable variants that are connected by a mains lead. You can choose the product yourself, or ask our personnel to guide you to the right power supply.



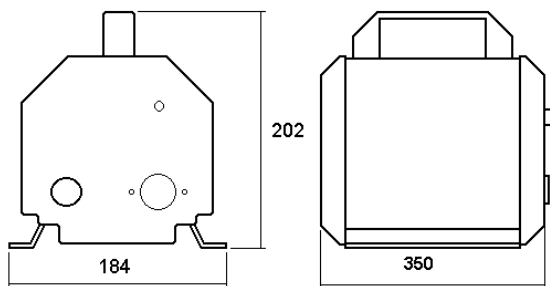
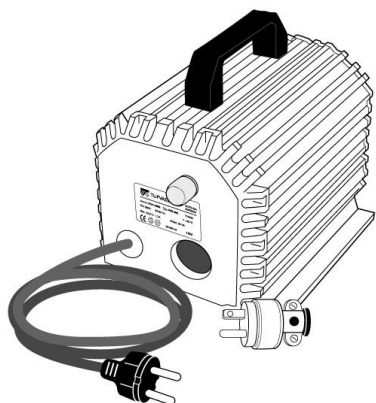
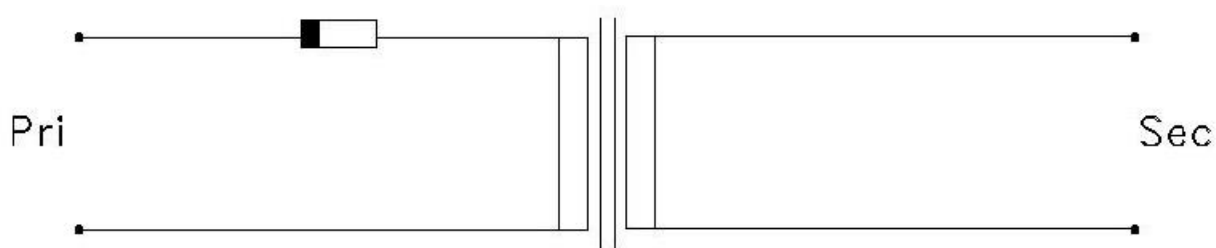
Optimum isolation, removes interference

Isolation transformers are used when you need to adjust one voltage level to another, or separate protective earth from system earth. Using a transformer, you achieve optimum isolation and minimise interference at the same time. It is easy to install, and also has an American standard outlet, so it can also be used for 115 Volt equipment. Just like Tufvassons' other products, the isolation transformer is CE marked and protected against short circuits and overloading.

| | | | | | | | |
|--------------------------------|---|-----------|--------------------------|------------|---|-----------|---|
| Type: | AFM 1100 | | | | | | |
| Part.no.: | 6748-0016 | | | | | | |
| Input voltage: | 230V, 50-60 Hz. | | | | | | |
| Output voltage: | 115V | | | | | | |
| Rated power: | 1100VA (9.5A) | | | | | | |
| Weight: | 14.5 kg | | | | | | |
| Encapsulation class: | IP33 | | | | | | |
| Insulation class: | 4.2 kV | | | | | | |
| Ambient temperature: | max 40°C | | | | | | |
| Design: | <ul style="list-style-type: none"> - Transformer potted in hard-setting plastic, with aluminium enclosure and grey encapsulation made from impact resistant, self extinguishing thermoplastics (V0). - Short circuit and overload protection with resettable 7 A primary overload circuit breaker. - Primary 2 m mains lead with European plug (a damaged lead or plug must only be replaced by a spare part provided by the supplier). - Secondary 3-pole American outlet with touch-guarded recess. | | | | | | |
| Installation: | Free position or wall mounting with 4 screws. The two upper fixing holes are keyhole sockets. | | | | | | |
| Manufacturing standard: | <table> <tr> <td>Security:</td> <td>EN 61558-1; EN 61558-2-4</td> </tr> <tr> <td>Emissions:</td> <td>EN 61 000-6-3; EN 61 000-6-4, IEC 62041</td> </tr> <tr> <td>Immunity:</td> <td>EN 61 000-6-1; EN 61 000-6-2, IEC 62041</td> </tr> </table> | Security: | EN 61558-1; EN 61558-2-4 | Emissions: | EN 61 000-6-3; EN 61 000-6-4, IEC 62041 | Immunity: | EN 61 000-6-1; EN 61 000-6-2, IEC 62041 |
| Security: | EN 61558-1; EN 61558-2-4 | | | | | | |
| Emissions: | EN 61 000-6-3; EN 61 000-6-4, IEC 62041 | | | | | | |
| Immunity: | EN 61 000-6-1; EN 61 000-6-2, IEC 62041 | | | | | | |

Wiring schedule and product illustration





Loading diagram

