

FEATURES

- Sealed with special compound epoxy
- Starved electrolyte design
- Non-spill - can be operated in any position
- No corrosion
- Low gassing (unless overcharged)
- Good cycling and stationary performance
- Good high rate discharges
- Long shelf life

RS PRO Lead Acid Battery 12V, 1.2Ah

RS Stock No.: 150-1558



RS Professionally Approved Products bring to you professional quality parts across all product categories. Our product range has been tested by engineers and provides a comparable quality to the leading brands without paying a premium price.

Product Description

These RS PRO lead-acid batteries are suitable for standby and floating load applications. These rechargeable batteries have a long service life.

General Specifications

Technology	AGM
Designed for Cyclic Application	No
Eurobat Classification	3 to 5 Years
Container Material	A.B.S. (UL94-V0)
Application	Standby & float applications

Electrical Specifications

Capacity	1.2Ah
Nominal Voltage	12V
Terminal Type	T1
Cells Per Unit	6V
Voltage Per Unit	12V
Max. Discharge Current	18A (5 sec)
Max. Charging Current Limit	0.36A
Float charging Voltage	13.5VDC to 13.8VDC/unit Average at 25°C
Internal Resistance	125mOhm
Equalization and Cycle Service	14.4VDC to 15.0VDC/unit Average at 25°C
Self-Discharge	The batteries can be stored for more than 6 months at 25°C. Self-discharge ratio less than 3% per month at 25°C. Please charge batteries before using.

Mechanical Specifications

Dimensions	97mm x 43mm x 52mm
Height	97mm
Length	43mm
Width	52mm
Weight	570g

Operation Environment Specifications

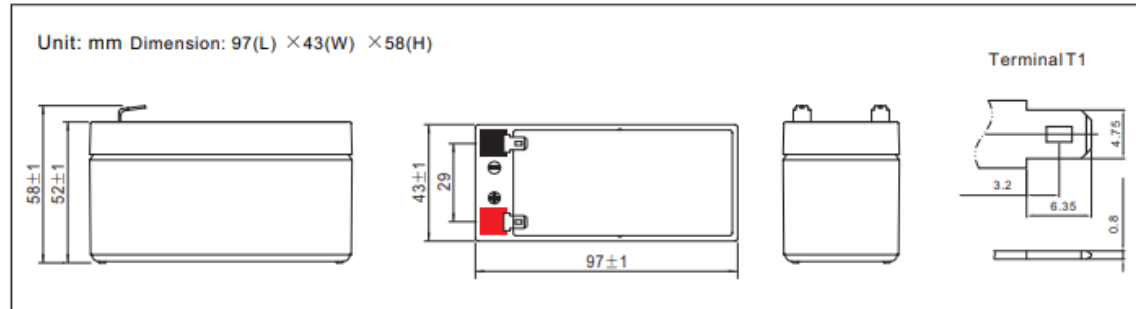
Operating Temperature Range	Discharge : -15°C to 50°C Charge : 0°C to 40°C Storage : -15°C to 40°C
Nominal Operating Temperature Range	25 ±3°C (77 ±5°F)

Approvals

Compliance/Certifications	UL94-V0
Flame Resistant	Yes



Dimensions

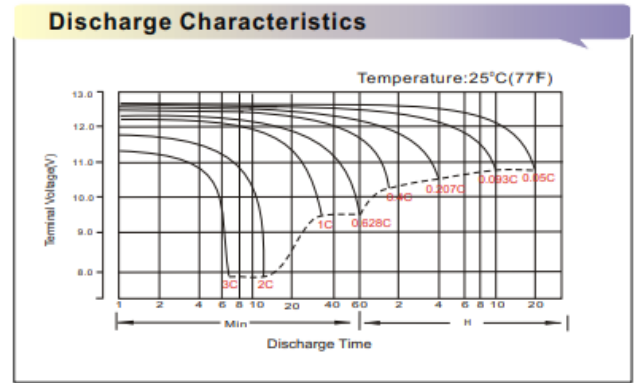
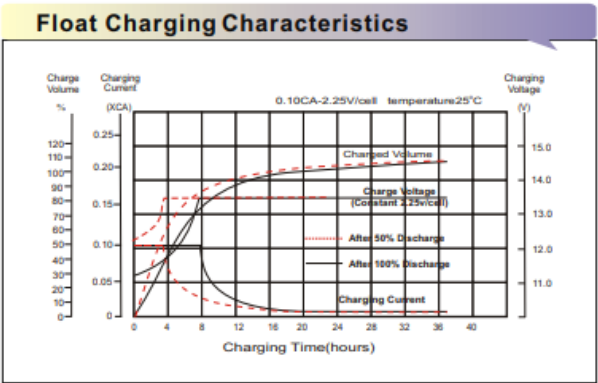
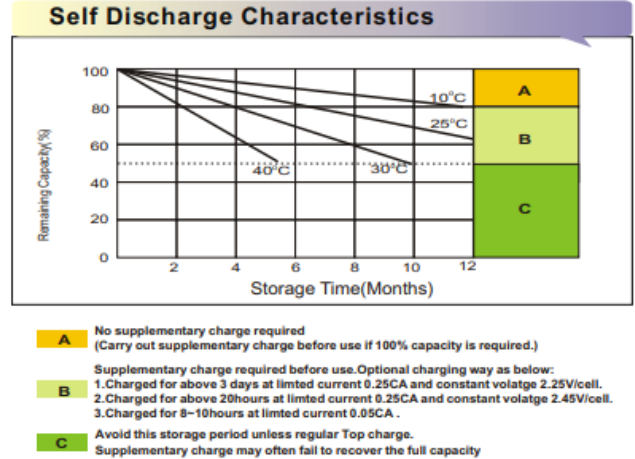
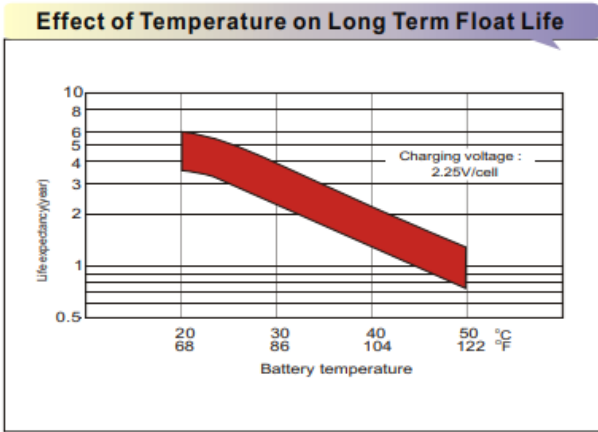


Constant Current Discharge Characteristics : A (25 °C)

F.V/Time	5min	10min	15min	20min	30min	45min	1h	2h	3h	4h	5h	6h	8h	10h	20h
1.85V/cell	2.30	1.61	1.32	1.15	0.922	0.709	0.580	0.354	0.270	0.222	0.188	0.163	0.130	0.108	0.059
1.80V/cell	2.83	1.92	1.54	1.30	1.02	0.773	0.624	0.376	0.284	0.233	0.196	0.170	0.134	0.112	0.060
1.75V/cell	3.36	2.17	1.69	1.41	1.09	0.821	0.656	0.392	0.294	0.240	0.202	0.174	0.138	0.114	0.061
1.70V/cell	3.81	2.39	1.83	1.52	1.14	0.853	0.684	0.409	0.303	0.246	0.207	0.179	0.140	0.116	0.062
1.65V/cell	4.20	2.57	1.94	1.59	1.19	0.886	0.713	0.421	0.311	0.251	0.211	0.182	0.142	0.117	0.063
1.60V/cell	4.41	2.68	2.02	1.65	1.23	0.906	0.728	0.434	0.318	0.258	0.216	0.186	0.145	0.119	0.063

Constant Power Discharge Characteristics : W (25 °C)

F.V/Time	5min	10min	15min	20min	30min	45min	1h	2h	3h	4h	5h	6h	8h	10h	20h
1.85V/cell	4.35	3.06	2.55	2.23	1.80	1.39	1.14	0.701	0.536	0.442	0.377	0.327	0.261	0.217	0.120
1.80V/cell	5.28	3.61	2.93	2.50	1.98	1.51	1.22	0.741	0.560	0.462	0.390	0.339	0.269	0.224	0.121
1.75V/cell	6.18	4.05	3.20	2.70	2.10	1.59	1.28	0.768	0.577	0.474	0.399	0.345	0.274	0.226	0.121
1.70V/cell	6.93	4.42	3.43	2.88	2.19	1.64	1.33	0.796	0.592	0.483	0.406	0.352	0.277	0.229	0.122
1.65V/cell	7.54	4.69	3.59	2.99	2.26	1.70	1.37	0.814	0.604	0.490	0.413	0.357	0.280	0.231	0.124
1.60V/cell	7.79	4.82	3.70	3.05	2.30	1.72	1.39	0.834	0.615	0.499	0.419	0.362	0.284	0.234	0.124



Available Capacity Subject to Temperature

Battery Type	-20°C	-10°C	0°C	5°C	10°C	20°C	25°C	30°C	40°C	45°C
AGM Battery 6V&12V	46%	66%	76%	83%	90%	98%	100%	103%	107%	109%

Discharge Current VS. Discharge Voltage

Final Discharge Voltage V/cell	1.80V	1.75V	1.60V
Discharge Current (A)	(A) ≤ 0.2C	0.2C < (A) < 1.0C	(A) ≥ 1.0C

Charge the batteries at least once every six months, if they are stored at 25°C.

Charging Method:

Constant Voltage	-0.2Cx2h+2.4~2.45V/Cellx24h, Max. Current 0.3CA
Constant Current	0.1C until the voltage reaching 14.4V, then 0.1Cx4h