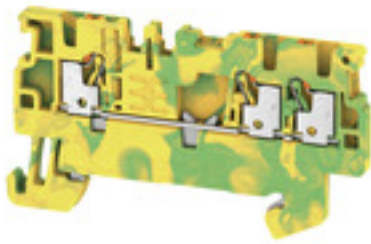


**A-series
A3C 1.5 PE**

Weidmüller Interface GmbH & Co. KG
Klingenbergstraße 16
D-32758 Detmold
Germany
Fon: +49 5231 14-0
Fax: +49 5231 14-292083
www.weidmueller.com

Product image**Spring connection with PUSH IN Technology**

The innovative PUSH IN technology reduces the amount of time you spend on wiring to a minimum. Direct insertion guarantees high conductor pull-out forces and simple handling for all conductor types.

General ordering data

Type	A3C 1.5 PE
Order No.	1552670000
Version	PE terminal, PUSH IN, 1.5 mm ² , Green/yellow
GTIN (EAN)	4050118359848
Qty.	50 pc(s).

**A-series
A3C 1.5 PE**

Weidmüller Interface GmbH & Co. KG
 Klingenbergstraße 16
 D-32758 Detmold
 Germany
 Fon: +49 5231 14-0
 Fax: +49 5231 14-292083
 www.weidmueller.com

Technical data**Dimensions and weights**

Width	3.5 mm	Width (inches)	0.138 inch
Height	61.5 mm	Height (inches)	2.421 inch
Depth	33.5 mm	Depth (inches)	1.319 inch
Depth including DIN rail	34.5 mm	Net weight	7.544 g

Temperatures

Continuous operating temp., min.	-60 °C	Continuous operating temp., max.	130 °C
----------------------------------	--------	----------------------------------	--------

Material data

Material	Wemid	Colour code	Green/yellow
Colour of operational elements	orange	UL 94 flammability rating	V-0

Rating data IECEx/ATEX

Certificate No. (ATEX)	TUEV16ATEX7909U	Certificate No. (IECEX)	IECEXTUR16.0036U
Wire cross section max. (ATEX)	1.5 mm ²	Wire cross section max. (IECEX)	1.5 mm ²
Marking EN 60079-7	Ex eb II C Gb		

System specifications

End cover plate required	Yes	Number of potentials	1
Number of levels	1	No. of clamping points per level	3
Number of potentials per tier	1	PE connection	Yes
Rail	TS 35	N-function	No
PE function	Yes	PEN function	No

Additional technical data

Installation advice	Rail	Open sides	right
Snap-on	No	Type of fixing	Snap-on
Type of mounting	TS 35	With snap-in pegs	No

CSA rating data

Certificate No. (CSA)	200039-70089609	Voltage size B (CSA)	300 V
Voltage size C (CSA)	300 V	Voltage size D (CSA)	600 V
Wire cross section max. (CSA)	14 AWG	Wire cross section min. (CSA)	26 AWG

A-series
A3C 1.5 PE

Weidmüller Interface GmbH & Co. KG
 Klingenbergstraße 16
 D-32758 Detmold
 Germany
 Fon: +49 5231 14-0
 Fax: +49 5231 14-292083
 www.weidmueller.com

Technical data
Conductors for clamping (rated connection)

Blade size	0.4 x 2.0 mm	Clamping range, max.	1.5 mm ²
Clamping range, min.	0.14 mm ²	Connection cross-section, stranded, max.	1.5 mm ²
Connection cross-section, stranded, min.	0.5 mm ²	Connection direction	top
Gauge to IEC 60947-1	A1	Number of connections	3
Stripping length	8 mm	Type of connection	PUSH IN
Wire connection cross section AWG, max.	AWG 14	Wire connection cross section AWG, min.	AWG 26
Wire connection cross section, finely stranded, max.	1.5 mm ²	Wire connection cross-section, finely stranded with wire-end ferrules DIN 46228/1, max.	1.5 mm ²
Wire connection cross-section, finely stranded with wire-end ferrules DIN 46228/1, min.	0.5 mm ²	Wire connection cross-section, finely stranded with wire-end ferrules DIN 46228/4, max.	1 mm ²
Wire connection cross-section, finely stranded with wire-end ferrules DIN 46228/4, min.	0.5 mm ²	Wire connection cross-section, finely stranded, min.	0.5 mm ²
Wire connection cross-section, solid core, max.	1.5 mm ²	Wire connection cross-section, solid core, min.	0.5 mm ²

PE rating data

Rated short-time current	180 A (1.5 mm ²)	PEN function	No
--------------------------	------------------------------	--------------	----

Rating data

Rated cross-section	1.5 mm ²	Rated voltage to adjoining terminal	500 V
Standards	IEC 60947-7-2	Volume resistance according to IEC 60947-7-x	1.83 mΩ
Rated impulse withstand voltage	6 kV	Pollution severity	3
Surge voltage category	III		

UL rating data

Certificate No. (cURus)	E60693	Conductor size Factory wiring max. (cURus)	14 AWG
Conductor size Factory wiring min. (cURus)	26 AWG	Conductor size Field wiring max. (cURus)	14 AWG
Conductor size Field wiring min. (cURus)	26 AWG	Voltage size B (cURus)	300 V
Voltage size C (cURus)	300 V	Voltage size D (cURus)	600 V

Classifications

ETIM 6.0	EC000901	eClass 6.2	27-14-11-41
eClass 9.0	27-14-11-41	eClass 9.1	27-14-11-41

Product information

Product information For the wire end ferrules H1/10 and H1.5/10 a stripping length of 10 mm is to apply.

Data sheet

A-series
A3C 1.5 PE

Weidmüller Interface GmbH & Co. KG
Klingenbergstraße 16
D-32758 Detmold
Germany
Fon: +49 5231 14-0
Fax: +49 5231 14-292083
www.weidmueller.com

Technical data

Approvals

Approvals



IEC EX ATEX

ROHS Conform

Downloads

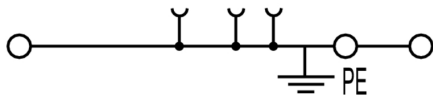
Approval/Certificate/Document of Conformity	CFAT_A3C_1.5 PE.pdf IECEX_TUR_16.0036U_2.pdf TÜV 16 ATEX 7909 U.pdf Declaration of Conformity
Engineering Data	EPLAN_WSCAD_Zuken E3.S
Engineering Data	STEP
Tender specification	Klippon® Connect 1552670000 DE Klippon® Connect 1552670000 EN
User Documentation	NTI_A3C 1.5.pdf

Data sheet

A-series
A3C 1.5 PE

Weidmüller Interface GmbH & Co. KG
Klingenbergstraße 16
D-32758 Detmold
Germany
Fon: +49 5231 14-0
Fax: +49 5231 14-292083
www.weidmueller.com

Drawings



Data sheet

**A-series
A3C 1.5 PE**

Weidmüller Interface GmbH & Co. KG
 Klingenbergstraße 16
 D-32758 Detmold
 Germany
 Fon: +49 5231 14-0
 Fax: +49 5231 14-292083
 www.weidmueller.com

Accessories

Test adapter



Spring connection with PUSH IN Technology

The innovative PUSH IN technology reduces the amount of time you spend on wiring to a minimum. Direct insertion guarantees high conductor pull-out forces and simple handling for all conductor types.

General ordering data

Type	Order No.	GTIN (EAN)	Qty.
ATPG 1.5-10 L	1991890000	4050118376647	50 pc(s).
ATPG 1.5 MI-R	1991880000	4050118376715	50 pc(s).

End plates



Spring connection with PUSH IN Technology

The innovative PUSH IN technology reduces the amount of time you spend on wiring to a minimum. Direct insertion guarantees high conductor pull-out forces and simple handling for all conductor types.

General ordering data

Type	Order No.	Version	GTIN (EAN)	Qty.
AEP 3C 1.5	2052390000	A-series, End plate	4050118411874	50 pc(s).
OR				
AEP 3C 1.5 BL	1552630000	A-series, End plate	4050118359800	50 pc(s).
AEP 3C 1.5	1552620000	A-series, End plate	4050118359824	50 pc(s).

A-series A3C 1.5 PE

Weidmüller Interface GmbH & Co. KG
 Klingenbergstraße 16
 D-32758 Detmold
 Germany
 Fon: +49 5231 14-0
 Fax: +49 5231 14-292083
 www.weidmueller.com

Accessories

Custom printing



The Dekafix (DEK) marker is the universal marker for all conductor and plug-in connectors as well as for electronic sub-assemblies. The system is ideal for short number sequences and covers a wide range of ready-printed markers.

Strips for fast installation in only one work step. The printing is easy to read, rich in contrast and available in various widths.

- Large range of ready-to-use markers
- Strips for fast installation
- Terminal markers, suitable for all Weidmüller cable connectors
- Available as blank MultiCard or with standard printing

For custom printing: Please send us a file of our labeling software M-Print PRO or M-Print PRO Online (without installation) for your labeling specifications.

General ordering data

Type	Order No.	Version	GTIN (EAN)	Qty.
DEK 5/3.5 PLUS MC SDR	2007790000	Dekafix, Terminal marker, 5 x 3.5 mm, Pitch in mm (P): 3.50 Weidmueller, To customer specification	40501 18393347	320 pc(s).
DEK 5/3.5 MC SDR	1767730000	Dekafix, Terminal marker, 5 x 3.5 mm, Pitch in mm (P): 3.50 Weidmueller, To customer specification	4032248102532	100 pc(s).

Custom printing



WS markers are the perfect match for the W-series connectors. Thanks to their system compatibility, the WS tags can also be used with the I-series and the Z-series. The large marking surfaces do not only permit long character strings but also multi-line text.

WS markers are ideal for labels with long, customised character strings. Thanks to the proven MultiCard format, printing with laser printer, PrintJet ADVANCED, plotter or MC-Mobilo is possible.

- Can be fitted in strips or individually
- Markers in proven MultiCard format

For custom printing: Please send us a file of our labeling software M-Print PRO or M-Print PRO Online (without installation) for your labeling specifications.

General ordering data

Type	Order No.	Version	GTIN (EAN)	Qty.
WS 10/3.5 PLUS MC SDR	2007760000	WS, Terminal marker, 10 x 3.5 mm, Pitch in mm	40501 18393262	192 pc(s).

**A-series
A3C 1.5 PE**

Weidmüller Interface GmbH & Co. KG
 Klingenbergstraße 16
 D-32758 Detmold
 Germany
 Fon: +49 5231 14-0
 Fax: +49 5231 14-292083
 www.weidmueller.com

Accessories

(P): 3.50 Weidmueller, To
 customer specification

End brackets



Spring connection with PUSH IN Technology

The innovative PUSH IN technology reduces the amount of time you spend on wiring to a minimum. Direct insertion guarantees high conductor pull-out forces and simple handling for all conductor types.

General ordering data

Type	Order No.	Version	GTIN (EAN)	Qty.
AEB 35 SC/1 BK	2475310000	A-series, End bracket	4050118487114	50 pc(s).
AEB 35 SC/1	1991920000	A-series, End bracket	4050118376722	50 pc(s).

Blank



WS markers are the perfect match for the W-series connectors. Thanks to their system compatibility, the WS tags can also be used with the I-series and the Z-series. The large marking surfaces do not only permit long character strings but also multi-line text. WS markers are ideal for labels with long, customised character strings. Thanks to the proven MultiCard format, printing with laser printer, PrintJet ADVANCED, plotter or MC-Mobilo is possible.

- Can be fitted in strips or individually
- Markers in proven MultiCard format

For custom printing: Please send us a file of our labeling software M-Print PRO or M-Print PRO Online (without installation) for your labeling specifications.

General ordering data

Type	Order No.	Version	GTIN (EAN)	Qty.
WS 10/3.5 PLUS MC NE WS	2003760000	WS, Terminal marker, 10 x 3.5 mm, Pitch in mm (P): 3.50 Weidmueller, white	4050118424454	960 pc(s).

**A-series
A3C 1.5 PE**

Weidmüller Interface GmbH & Co. KG
 Klingenbergstraße 16
 D-32758 Detmold
 Germany
 Fon: +49 5231 14-0
 Fax: +49 5231 14-292083
 www.weidmueller.com

Accessories
Blank


The Dekafix (DEK) marker is the universal marker for all conductor and plug-in connectors as well as for electronic sub-assemblies. The system is ideal for short number sequences and covers a wide range of ready-printed markers.


Strips for fast installation in only one work step. The printing is easy to read, rich in contrast and available in various widths.

- Large range of ready-to-use markers
- Strips for fast installation
- Terminal markers, suitable for all Weidmüller cable connectors
- Available as blank MultiCard or with standard printing

For custom printing: Please send us a file of our labeling software M-Print PRO or M-Print PRO Online (without installation) for your labeling specifications.

General ordering data

Type	Order No.	Version	GTIN (EAN)	Qty.
DEK 5/3.5 MC NE GE	1369480000	Dekafix, Terminal marker, 5 x 3.5 mm, Pitch in mm (P): 3.50 Weidmueller, yellow	4050118171860500	500 pc(s).
DEK 5/3.5 MC NE WS	1755270000	Dekafix, Terminal marker, 5 x 3.5 mm, Pitch in mm (P): 3.50 Weidmueller, white	4032248017348500	500 pc(s).
DEK 5/3.5 PLUS MC NE WS	2003750000	Dekafix, Terminal marker, 5 x 3.5 mm, Pitch in mm (P): 3.50 Weidmueller, white	4050118424430	1,600 pc(s).

Partition plates

Spring connection with PUSH IN Technology

The innovative PUSH IN technology reduces the amount of time you spend on wiring to a minimum. Direct insertion guarantees high conductor pull-out forces and simple handling for all conductor types.

General ordering data

Type	Order No.	Version	GTIN (EAN)	Qty.
APP 2	2489090000	A-series, Separation plate	4050118499308	50 pc(s).

**A-series
A3C 1.5 PE**

Weidmüller Interface GmbH & Co. KG
 Klingenbergstraße 16
 D-32758 Detmold
 Germany
 Fon: +49 5231 14-0
 Fax: +49 5231 14-292083
 www.weidmueller.com

Accessories**ZQV 1.5N****Spring connection with PUSH IN Technology**

The innovative PUSH IN technology reduces the amount of time you spend on wiring to a minimum. Direct insertion guarantees high conductor pull-out forces and simple handling for all conductor types.

General ordering data

Type	Order No.	GTIN (EAN)	Qty.
ZQV 1.5N/9 BL	1985660000	4050118370478	20 pc(s).
ZQV 1.5N/6 RD	1985730000	4050118370454	20 pc(s).
ZQV 1.5N/50 RD	1985820000	4050118370270	5 pc(s).
ZQV 1.5N/4 BL	1985570000	4050118370317	60 pc(s).
ZQV 1.5N/2 BL	1985530000	4050118370423	60 pc(s).
ZQV 1.5N/3 BL	1985550000	4050118370485	60 pc(s).
ZQV 1.5N/10 BL	1985680000	4050118370539	20 pc(s).
ZQV 1.5N/3 RD	1985670000	4050118370348	60 pc(s).
ZQV 1.5N/8	1985540000	4050118370218	20 pc(s).
ZQV 1.5N/3	1985480000	4050118370096	60 pc(s).
ZQV 1.5N/50	1985620000	4050118370300	5 pc(s).
ZQV 1.5N/7	1985520000	4050118370195	20 pc(s).
ZQV 1.5N/6	1985510000	4050118370188	20 pc(s).
ZQV 1.5N/2 RD	1985650000	4050118370324	60 pc(s).
ZQV 1.5N/2	1985410000	4050118369861	60 pc(s).
ZQV 1.5N/8 RD	1985770000	4050118370508	20 pc(s).
ZQV 1.5N/50 BL	1985720000	4050118370546	5 pc(s).
ZQV 1.5N/9	1985560000	4050118370409	20 pc(s).
ZQV 1.5N/7 BL	1985630000	4050118370522	20 pc(s).
ZQV 1.5N/10 RD	1985800000	4050118370393	20 pc(s).
ZQV 1.5N/20 RD	1985810000	4050118370355	20 pc(s).
ZQV 1.5N/5 BL	1985590000	4050118370430	20 pc(s).
ZQV 1.5N/20	1985600000	4050118370225	20 pc(s).
ZQV 1.5N/20 BL	1985700000	4050118370331	20 pc(s).

Creation date March 1, 2019 4:51:25 PM CET

**A-series
A3C 1.5 PE**

Weidmüller Interface GmbH & Co. KG
 Klingenbergstraße 16
 D-32758 Detmold
 Germany
 Fon: +49 5231 14-0
 Fax: +49 5231 14-292083
 www.weidmueller.com

Accessories

ZQV 1.5N/6	1985610000	4050118370492	20 pc(s).
BL			
ZQV 1.5N/8	1985640000	4050118370461	20 pc(s).
BL			
ZQV 1.5N/7	1985750000	4050118370249	20 pc(s).
RD			
ZQV 1.5N/5	1985500000	4050118369991	20 pc(s).
ZQV 1.5N/9	1985790000	4050118370386	20 pc(s).
RD			
ZQV 1.5N/4	1985490000	4050118370201	60 pc(s).
ZQV 1.5N/4	1985690000	4050118370515	60 pc(s).
RD			
ZQV 1.5N/5	1985710000	4050118370256	20 pc(s).
RD			
ZQV 1.5N/10	1985580000	4050118370416	20 pc(s).

Digital multimeters



Multimeters are capable of measuring a number of variables. Each instrument can measure voltage and resistance, as well as performing continuity and diode testing as standard. In addition, the individual multimeters also feature extra measuring options such as current, frequency, capacitance and temperature. Digital multimeters have the advantage of a clear display which can be read easily and directly. With these instruments, mistakes arising from faulty conversion of the measuring ranges or misreading the display are a thing of the past.

General ordering data

Type	Order No.	Version	GTIN (EAN)	Qty.
ZUB	9205270000	Multimeter	4032248723522	1 pc(s).
MULTIMETER				