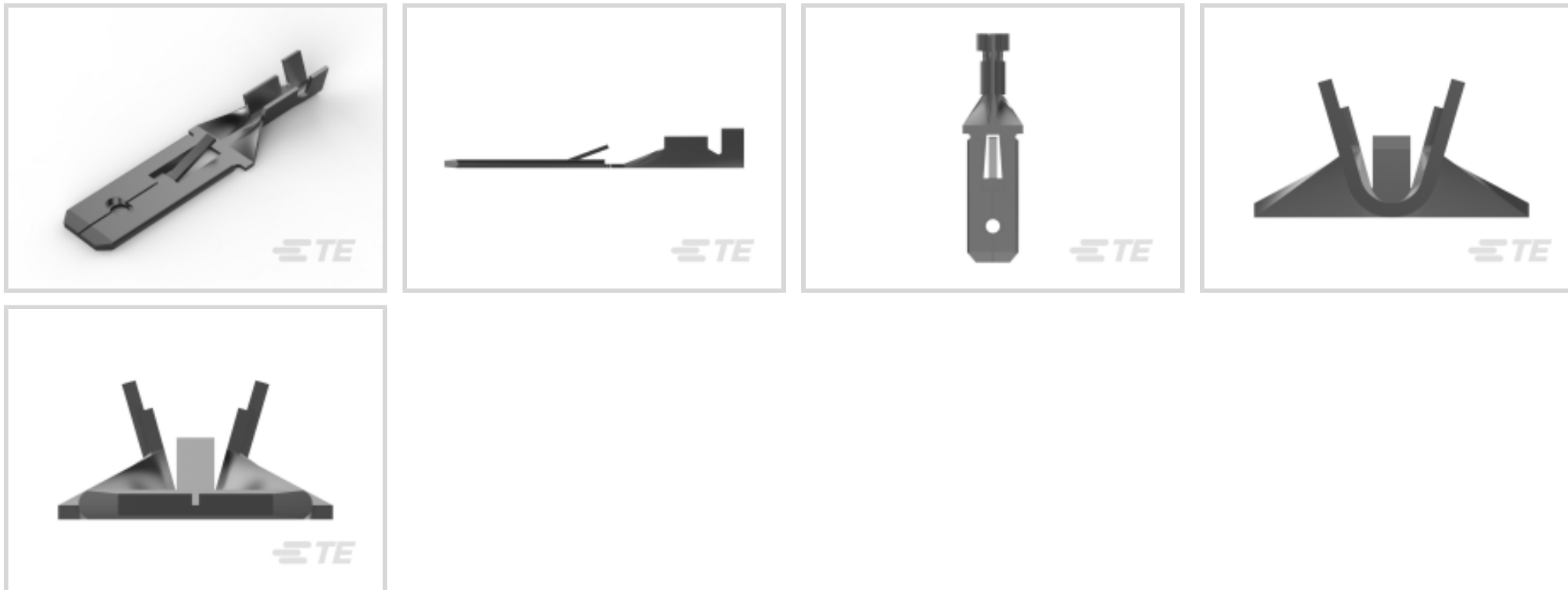




Terminals & Splices > Quick Disconnects



Quick Disconnect Terminal Type: **Tab**

Wire Size: **.51 – 1.03 mm<sup>2</sup>**

Mating Tab Width: **6.35 mm [ .25 in ]**

Mating Tab Thickness: **.81 mm [ .032 in ]**

## Features

### Product Type Features

|                 |              |
|-----------------|--------------|
| Terminates To   | Wire & Cable |
| Wire Stop       | No           |
| Wire/Cable Type | Regular Wire |
| Insertion Force | Normal       |
| Sealable        | No           |

### Configuration Features

|                     |        |
|---------------------|--------|
| Connection Capacity | Single |
|---------------------|--------|

### Contact Features

|                                |                  |
|--------------------------------|------------------|
| Quick Disconnect Terminal Type | Tab              |
| Mating Tab Width               | 6.35 mm [.25 in] |
| Mating Tab Thickness           | .81 mm [.032 in] |
| Terminal Orientation           | Straight         |
| Contact Base Material          | Brass            |
| Terminal Plating Material      | Tin              |
| Crimp Type                     | F-Crimp          |



|             |      |
|-------------|------|
| Barrel Type | Open |
|-------------|------|

### Mechanical Attachment

|                       |               |
|-----------------------|---------------|
| Mating Retention Type | Locking Lance |
|-----------------------|---------------|

|                      |         |
|----------------------|---------|
| Locking Lance Height | 1.44 mm |
|----------------------|---------|

|                         |      |
|-------------------------|------|
| Wire Insulation Support | With |
|-------------------------|------|

### Dimensions

|  |                              |
|--|------------------------------|
| Accepts Wire Insulation Diameter Range | 1.4 – 2.3 mm [.055 – .09 in] |
|--|------------------------------|

|                |                |
|----------------|----------------|
| Overall Length | 28 mm [1.1 in] |
|----------------|----------------|

|                                     |                  |
|-------------------------------------|------------------|
| Receptacle Terminal Stock Thickness | .41 mm [.016 in] |
|-------------------------------------|------------------|

|           |                            |
|-----------|----------------------------|
| Wire Size | .51 – 1.03 mm <sup>2</sup> |
|-----------|----------------------------|

### Usage Conditions

|                        |             |
|------------------------|-------------|
| Insulation Requirement | Uninsulated |
|------------------------|-------------|

|                             |                             |
|-----------------------------|-----------------------------|
| Operating Temperature Range | -40 – 110 °C [-40 – 230 °F] |
|-----------------------------|-----------------------------|

### Packaging Features

|                    |      |
|--------------------|------|
| Packaging Quantity | 3500 |
|--------------------|------|

|                  |            |
|------------------|------------|
| Packaging Method | Strip/Reel |
|------------------|------------|

### Other

|         |  |
|---------|--|
| Comment | According to DIN 46343, Part 3, With locking hole. |
|---------|--|

### Product Compliance

[For compliance documentation, visit the product page on TE.com>](#)

|                              |           |
|------------------------------|-----------|
| EU RoHS Directive 2011/65/EU | Compliant |
|------------------------------|-----------|

|                             |           |
|-----------------------------|-----------|
| EU ELV Directive 2000/53/EC | Compliant |
|-----------------------------|-----------|

|   |   |
|---|---|
| China RoHS 2 Directive MIIT Order No 32, 2016 | No Restricted Materials Above Threshold |
|---|---|

|  |   |
|--|---|
| EU REACH Regulation (EC) No. 1907/2006 | Current ECHA Candidate List: JAN 2022 (223)<br>Candidate List Declared Against: JUL 2021 (219)<br>SVHC > Threshold:<br>Not Yet Reviewed |
|--|---|

|                 |   |
|-----------------|---|
| Halogen Content | Low Halogen - Br, Cl, F, I < 900 ppm per homogenous material. Also BFR/CFR/PVC Free |
|-----------------|---|

|                           |  |
|---------------------------|--|
| Solder Process Capability | Not applicable for solder process capability |
|---------------------------|--|


## Product Compliance Disclaimer

This information is provided based on reasonable inquiry of our suppliers and represents our current actual knowledge based on the information they provided. This information is subject to change. The part numbers that TE has identified as EU RoHS compliant have a maximum concentration of 0.1% by weight in homogenous materials for lead, hexavalent chromium, mercury, PBB, PBDE, DBP, BBP, DEHP, DIBP, and 0.01% for cadmium, or qualify for an exemption to these limits as defined in the Annexes of Directive 2011/65/EU (RoHS2). Finished electrical and electronic equipment products will be CE marked as required by Directive 2011/65/EU. Components may not be CE marked. Additionally, the part numbers that TE has identified as EU ELV compliant have a maximum concentration of 0.1% by weight in homogenous materials for lead, hexavalent chromium, and mercury, and 0.01% for cadmium, or qualify for an exemption to these limits as defined in the Annexes of Directive 2000/53/EC (ELV). Regarding the REACH Regulation, the information TE provides on SVHC in articles for this part number is based on the latest European Chemicals Agency (ECHA) 'Guidance on requirements for substances in articles' posted at this URL: <https://echa.europa.eu/guidance-documents/guidance-on-reach>


## Compatible Parts



Also in the Series | **FASTIN-FASTON 250**




Crimp Terminal Housings(218)



Insertion &amp; Extraction Tools(2)



PCB Terminals(2)



Quick Disconnects(258)

## Customers Also Bought

TE Part #5332610001  
TMS-SCE-3/16-2.0-4TE Part #1-968968-2  
2,5MM BU-GEH ASSY3PTE Part #2321922-2  
REAR WIRE SEAL 2PINTE Part #2-151680-0  
2 WAY MATE-N-LOK SOC HSG NAT.ATE Part #1-167019-0  
10P. RIBBCBL 28AWG P1.27TE Part #1633963-1  
CRIMPER, INSULATION OVERLAP  
PREMIUMTE Part #1-2819196-0  
3 W ABS CABLE ASSY MBB 8.000TE Part #167019-8  
08P. RIBBCBL 28AWG P1.27TE Part #2-2819195-7  
2 W ABS CABLE ASSY MBB 11.000TE Part #2819196-5  
3 W ABS CABLE ASSY MBB 3.000

## Documents

### Product Drawings

[FF 250 TAB 0.5-1.0MM2 TPBR](#)

English

### CAD Files

[3D PDF](#)

3D

### Customer View Model

[ENG\\_CVM\\_CVM\\_160859-2\\_L\\_c-160859-2-l.2d\\_dxf.zip](#)



English

**Customer View Model**

[ENG\\_CVM\\_CVM\\_160859-2\\_L\\_c-160859-2-l.3d\\_igs.zip](#)

English

**Customer View Model**

[ENG\\_CVM\\_CVM\\_160859-2\\_L\\_c-160859-2-l.3d\\_stp.zip](#)

English

By downloading the CAD file I accept and agree to the [Terms and Conditions](#) of use.

---

**Datasheets & Catalog Pages**

[1654742\\_HOUSEHOLD\\_APPLIANCES\\_RAST5](#)

English

---

**Product Specifications**

[EB\\*\\*General Application Specification for Open Barrel Terminals](#)

English

[Application Specification](#)

English

---

**Product Environmental Compliance**

[Product Compliance](#)

English

[Product Compliance](#)

English