

1734753-1 ✓ ACTIVE

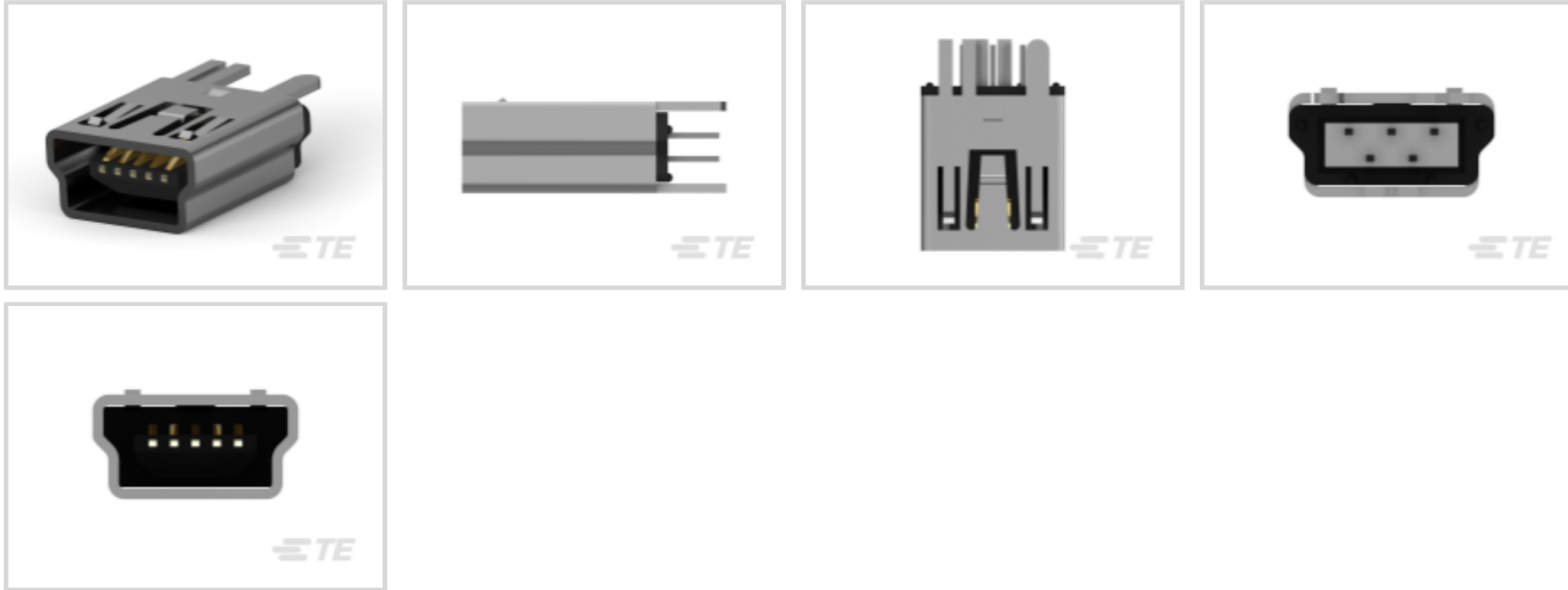
TE Internal #: 1734753-1

USB Connectors, B, 2.0, Mini Profile, Receptacle, 1 Port, Top, Vertical, Tray, Flush, Through Hole - Solder, Cable-to-Board, 5000, 5 Position

[View on TE.com >](#)



Connectors > Audio & Video Connectors > USB Connectors



USB Connector Type: **B**

USB Version: **2.0**

Connector Profile: **Mini**

Connector & Housing Type: **Receptacle**

Number of Ports: **1**

## Features

### Product Type Features

Integral Locking Latch	Without
USB Connector Type	B
USB Version	2.0
Connector & Housing Type	Receptacle
Connector System	Cable-to-Board
Connector & Contact Terminates To	Printed Circuit Board
Product Type	Connector
LED	Without

### Configuration Features

Number of Ports	1
Number of Positions	5

### Body Features

Shell Plating Finish	Bright
Connector Profile	Mini



Shell Plating Material	Tin over Nickel
------------------------	-----------------

### Contact Features

Contact Current Rating (Max)	1 A
Contact Mating Area Plating Material	Gold Flash over Palladium Nickel
Contact Mating Area Plating Thickness	.76 $\mu\text{m}$ [29.92 $\mu\text{in}$ ]

### Termination Features

Termination Method to Printed Circuit Board	Through Hole - Solder
---	-----------------------

### Mechanical Attachment

Locking Feature	With
Locating Posts	Without
PCB Mount Location	Top
PCB Connector Seating	Flush
PCB Mount Retention Type	Straight Leg
Connector Mounting Type	Board Mount

### Housing Features

Body Orientation	Vertical
Centerline (Pitch)	.8 mm[.031 in]
Housing Material	PBT
Housing Color	Black

### Dimensions

Tail Length	2 mm[.079 in]
PCB Thickness (Recommended)	1.6 mm[.063 in]

### Usage Conditions

Soldering Temperature (Max)	240 $^{\circ}\text{C}$ [464 $^{\circ}\text{F}$ ]
Mating Cycles (Max)	5000
Operating Temperature Range	-20 – 60 $^{\circ}\text{C}$ [-4 – 140 $^{\circ}\text{F}$ ]

### Operation/Application

Halogen Free	No
Circuit Application	Power & Signal

### Industry Standards

Moisture Sensitivity Level	1
Industry Standard	USB 2.0



UL Flammability Rating	UL 94V-0
------------------------	----------

**Packaging Features**

Packaging Method	Tray
Packaging Quantity	150

**Product Compliance**

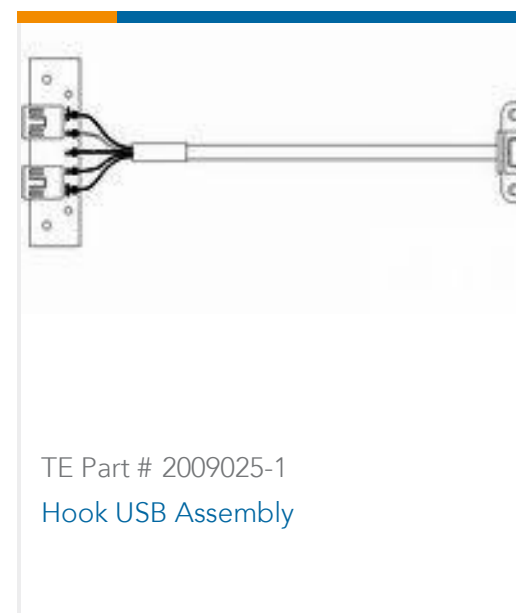
[For compliance documentation, visit the product page on TE.com>](#)

EU RoHS Directive 2011/65/EU	Compliant
EU ELV Directive 2000/53/EC	Compliant
China RoHS 2 Directive MIIT Order No 32, 2016	No Restricted Materials Above Threshold
EU REACH Regulation (EC) No. 1907/2006	Current ECHA Candidate List: JAN 2022 (223) Candidate List Declared Against: JAN 2022 (223) Does not contain REACH SVHC
Halogen Content	Not Low Halogen - contains Br or Cl > 900 ppm.
Solder Process Capability	Wave solder capable to 240°C

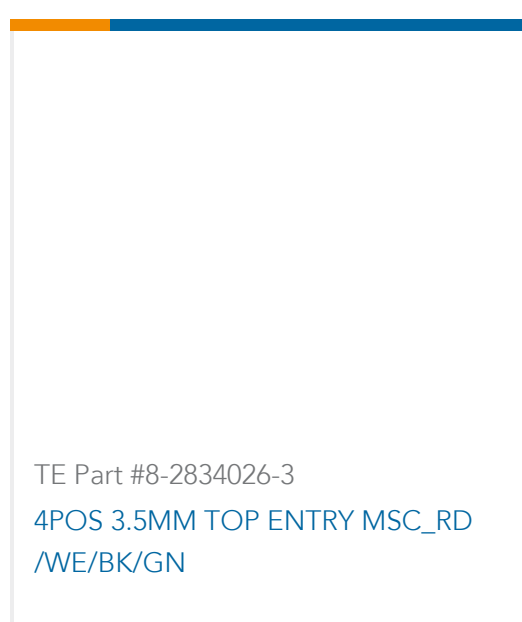
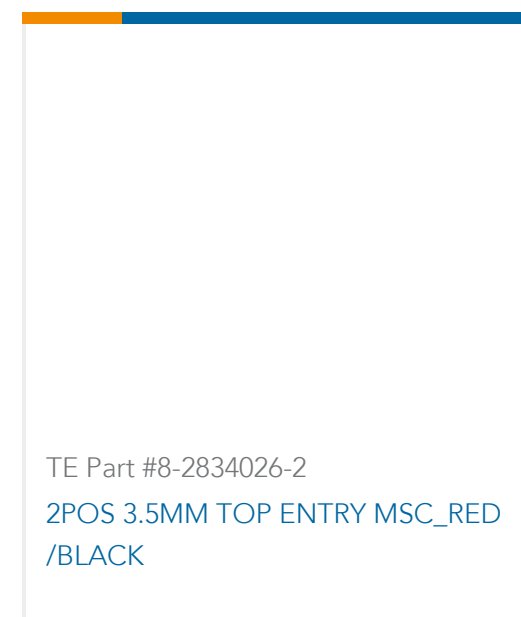
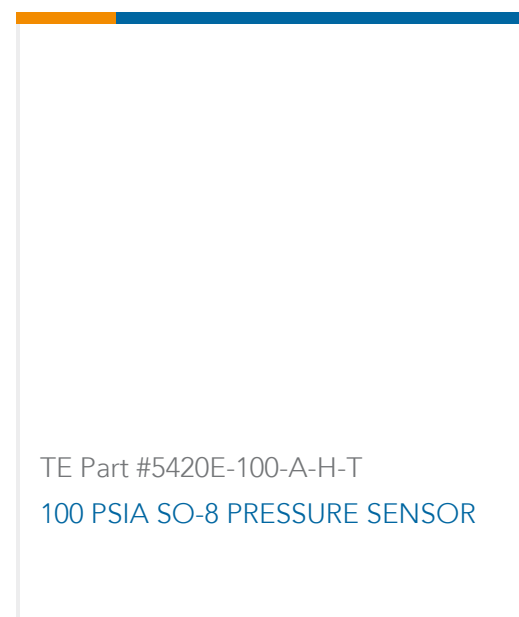
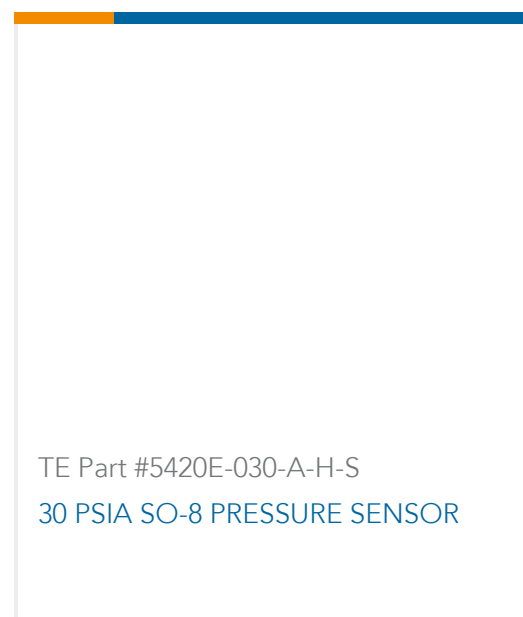
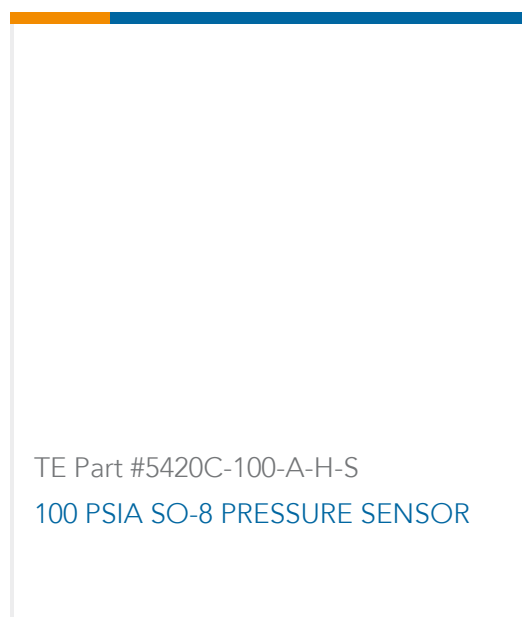
Product Compliance Disclaimer

This information is provided based on reasonable inquiry of our suppliers and represents our current actual knowledge based on the information they provided. This information is subject to change. The part numbers that TE has identified as EU RoHS compliant have a maximum concentration of 0.1% by weight in homogenous materials for lead, hexavalent chromium, mercury, PBB, PBDE, DBP, BBP, DEHP, DIBP, and 0.01% for cadmium, or qualify for an exemption to these limits as defined in the Annexes of Directive 2011/65/EU (RoHS2). Finished electrical and electronic equipment products will be CE marked as required by Directive 2011/65/EU. Components may not be CE marked. Additionally, the part numbers that TE has identified as EU ELV compliant have a maximum concentration of 0.1% by weight in homogenous materials for lead, hexavalent chromium, and mercury, and 0.01% for cadmium, or qualify for an exemption to these limits as defined in the Annexes of Directive 2000/53/EC (ELV). Regarding the REACH Regulation, the information TE provides on SVHC in articles for this part number is based on the latest European Chemicals Agency (ECHA) 'Guidance on requirements for substances in articles' posted at this URL: <https://echa.europa.eu/guidance-documents/guidance-on-reach>

**Compatible Parts**



## Customers Also Bought



## Documents

### Product Drawings

MINI USB, TYPE B, VERTICAL, T/H

English

### CAD Files

3D PDF

3D

Customer View Model

[ENG\\_CVM\\_CVM\\_1734753-1\\_A.2d\\_dxf.zip](#)

English

Customer View Model

[ENG\\_CVM\\_CVM\\_1734753-1\\_A.3d\\_igs.zip](#)

English

Customer View Model

[ENG\\_CVM\\_CVM\\_1734753-1\\_A.3d\\_stp.zip](#)

English

By downloading the CAD file I accept and agree to the [Terms and Conditions](#) of use.



### Datasheets & Catalog Pages

[USB Quick Reference Guide \(English\)](#)

English

---

### Product Specifications

[Product Specification](#)

English

[MINI USB SERIES CONNECTOR](#)

English

[Product Specification](#)

English

---

### Product Environmental Compliance

[MD\\_1734753-1\\_04042018026\\_dmtec](#)

English

[MD\\_1734753-1\\_04042018026\\_dmtec](#)

English