


**Z-series
ZDU 10 BL**

Weidmüller Interface GmbH & Co. KG
Klingenbergstraße 16
D-32758 Detmold
Germany
Fon: +49 5231 14-0
Fax: +49 5231 14-292083
www.weidmueller.com

Product image**Spring connection with tension clamp Technology**

Tension clamp technology is a universal contact system for all common conductor connection types. Its fantastic level of flexibility makes the tension clamp a profitable alternative connection.

General ordering data

Type	ZDU 10 BL
Order No.	1746760000
Version	Feed-through terminal, Tension-clamp connection, 10 mm ² , 1000 V, 57 A, blue
GTIN (EAN)	4008190996727
Qty.	25 pc(s).

**Z-series
ZDU 10 BL**

Weidmüller Interface GmbH & Co. KG
 Klingenbergstraße 16
 D-32758 Detmold
 Germany
 Fon: +49 5231 14-0
 Fax: +49 5231 14-292083
 www.weidmueller.com

Technical data**Dimensions and weights**

Width	10 mm	Width (inches)	0.394 inch
Height	73.5 mm	Height (inches)	2.894 inch
Depth	49.5 mm	Depth (inches)	1.949 inch
Depth including DIN rail	50.5 mm	Net weight	25.3 g

Temperatures

Operating temperature range	For operating temperature range see EC Design Test Certificate / IEC Ex-Certificate of Conformity	Continuous operating temp., min.	-50 °C
Continuous operating temp., max.	120 °C		

Material data

Material	Wemid	Colour code	blue
UL 94 flammability rating	V-0		

Rating data IECEx/ATEX

Certificate No. (ATEX)	KEMA99ATEX5514U	Certificate No. (IECEX)	IECEXULDO5.0009U
Max. voltage (ATEX)	550 V	Current (ATEX)	50 A
Wire cross section max. (ATEX)	10 mm ²	Max. voltage (IECEX)	550 V
Current (IECEX)	50 A	Wire cross section max. (IECEX)	10 mm ²
Operating temperature range	For operating temperature range see EC Design Test Certificate / IEC Ex-Certificate of Conformity	Marking EN 60079-7	Ex eb II C Gb
Ex 2014/34/EU label	II 2 G D		

System specifications

Version	Tension-clamp connection, for plug-in cross-connector, One end without connector	End cover plate required	Yes
Number of levels	1	No. of clamping points per level	2
Number of potentials per tier	1	Levels cross-connected internally	No
PE connection	No	Rail	TS 35

Additional technical data

Explosion-tested version	Yes	Installation advice	Direct mounting
Number of similar terminals	1	Open sides	right
Type of mounting	Snap-on		

CSA rating data

Certificate No. (CSA)	200039-1152892	Current size B (CSA)	55 A
Current size C (CSA)	55 A	Current size D (CSA)	5 A
Voltage size B (CSA)	600 V	Voltage size C (CSA)	600 V
Voltage size D (CSA)	600 V	Wire cross section max. (CSA)	6 AWG
Wire cross section min. (CSA)	16 AWG		

Z-series
ZDU 10 BL

Weidmüller Interface GmbH & Co. KG
 Klingenbergstraße 16
 D-32758 Detmold
 Germany
 Fon: +49 5231 14-0
 Fax: +49 5231 14-292083
 www.weidmueller.com

Technical data
Conductors for clamping (rated connection)

Blade size	1.0 x 5.5 mm	Clamping range, max.	16 mm ²
Clamping range, min.	1.31 mm ²	Connection cross-section, stranded, max.	16 mm ²
Connection cross-section, stranded, min.	1.5 mm ²	Connection direction	top
Gauge to IEC 60947-1	A6	Number of connections	2
Stripping length	18 mm	Type of connection	Tension-clamp connection
Wire connection cross section AWG, max.	AWG 6	Wire connection cross section AWG, min.	AWG 16
Wire connection cross section, finely stranded, max.	10 mm ²	Wire connection cross-section, finely stranded with wire-end ferrules DIN 46228/1, max.	10 mm ²
Wire connection cross-section, finely stranded with wire-end ferrules DIN 46228/1, min.	1.5 mm ²	Wire connection cross-section, finely stranded with wire-end ferrules DIN 46228/4, max.	10 mm ²
Wire connection cross-section, finely stranded with wire-end ferrules DIN 46228/4, min.	1.5 mm ²	Wire connection cross-section, finely stranded, min.	1.5 mm ²
Wire connection cross-section, solid core, max.	16 mm ²	Wire connection cross-section, solid core, min.	1.5 mm ²

Dimensions

TS 35 offset	39 mm
--------------	-------

Rating data

Rated cross-section	10 mm ²	Rated voltage	1,000 V
Rated current	57 A	Current at maximum wires	72 A
Standards	IEC 60947-7-1	Volume resistance according to IEC 60947-7-x	0.56 mΩ
Rated impulse withstand voltage	8 kV	Pollution severity	3

UL rating data

Certificate No. (UR)	E60693	Conductor size Factory wiring max. (UR)	6 AWG
Conductor size Factory wiring min. (UR)	16 AWG	Conductor size Field wiring max. (UR)	6 AWG
Conductor size Field wiring min. (UR)	16 AWG	Current size C (UR)	60 A
Voltage size C (UR)	600 V		

Classifications

ETIM 3.0	EC000897	ETIM 4.0	EC000897
ETIM 5.0	EC000897	ETIM 6.0	EC000897
UNSPSC	30-21-18-11	eClass 5.1	27-14-11-20
eClass 6.2	27-14-11-20	eClass 7.1	27-14-11-20
eClass 8.1	27-14-11-20	eClass 9.0	27-14-11-20
eClass 9.1	27-14-11-20		

Product information

Descriptive text ordering data	1000 VDC rated voltage tested.
Descriptive text technical data	Cross-connection of ZDU 10 and ZDU 16 is possible using the ZQV 16-10. Cross-connection of ZDU 10 and ZDU 35 is possible using the ZQV 35-10.

Data sheet

**Z-series
ZDU 10 BL**

Weidmüller Interface GmbH & Co. KG
Klingenbergstraße 16
D-32758 Detmold
Germany
Fon: +49 5231 14-0
Fax: +49 5231 14-292083
www.weidmueller.com

Technical data

Approvals

Approvals



ROHS

Conform

Downloads

Approval/Certificate/Document of Conformity	Attestation of Conformity IECEX Certificate ATEX Certificate DE_PT1101_20160418_1156_ISSUE01.pdf
Brochure/Catalogue	CAT 1 TERM 16/17 EN
Engineering Data	EPLAN, WSCAD, Zuken E3.S
Engineering Data	STEP
User Documentation	Cross Connection Guide Usage of terminals in EXi atmospheres

Safety note

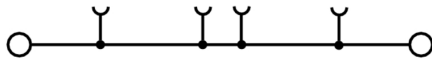
Safety notice	Safety Information
---------------	------------------------------------

Data sheet

**Z-series
ZDU 10 BL**

Weidmüller Interface GmbH & Co. KG
Klingenbergstraße 16
D-32758 Detmold
Germany
Fon: +49 5231 14-0
Fax: +49 5231 14-292083
www.weidmueller.com

Drawings



Z-series ZDU 10 BL

Weidmüller Interface GmbH & Co. KG
 Klingenbergstraße 16
 D-32758 Detmold
 Germany
 Fon: +49 5231 14-0
 Fax: +49 5231 14-292083
 www.weidmueller.com

Accessories

End plates



Spring connection with tension clamp Technology

Tension clamp technology is a universal contact system for all common conductor connection types. Its fantastic level of flexibility makes the tension clamp a profitable alternative connection.

General ordering data

Type	Order No.	Version	GTIN (EAN)	Qty.
ZAP/TW	1748660000	Z-series, End plate,	4008190996741	20 pc(s).
ZDU10		Seperation plate		
ZAP/TW	1764110000	Z-series, End plate,	4008190292867	20 pc(s).
ZDU10 BL		Seperation plate		

Test plug



Current and voltage transformer wiring

Our test disconnect terminal blocks featuring spring and screw connection technology allow you to create all the important converter circuits for measuring current, voltage and power in a safe and sophisticated way.

General ordering data

Type	Order No.	Version	GTIN (EAN)	Qty.
PS 2.3 RT	0180400000	Accessories, Test plug	4008190060121	20 pc(s).

Marking Holder



Spring connection with tension clamp Technology

Tension clamp technology is a universal contact system for all common conductor connection types. Its fantastic level of flexibility makes the tension clamp a profitable alternative connection.

General ordering data

Type	Order No.	Version	GTIN (EAN)	Qty.
BZT 2 WS	1805480000	Accessories, Marker holder	4032248270224	100 pc(s).
10/5				

Z-series ZDU 10 BL

Weidmüller Interface GmbH & Co. KG
 Klingenbergstraße 16
 D-32758 Detmold
 Germany
 Fon: +49 5231 14-0
 Fax: +49 5231 14-292083
 www.weidmueller.com

Accessories

BZT 1 WS	1805490000	Accessories, Marker holder 4032248270231 100 pc(s).
10/5		
BZT 1 ZA WS	1805520000	Accessories, Marker holder 4032248270248 100 pc(s).
10/5		

STR transparent strips




The various terminal markers from Weidmüller enable users to solve virtually every labelling task on all types of lines. Whether several lines of labelling, ready-to-use markers with standard printing, or individual labelling, whether white or coloured markers or common designations at the clamping points, the comprehensive range of products represent the easy, quick and clear answer to every marking task.

General ordering data

Type	Order No.	Version	GTIN (EAN)	Qty.
STR 7 F.SCHT	0515300000	Terminal markers, Protective cap, 27 x 6.3 mm, Transparent	4008190182175	20 pc(s).
7				

End brackets



Spring connection with tension clamp Technology
 Tension clamp technology is a universal contact system for all common conductor connection types. Its fantastic level of flexibility makes the tension clamp a profitable alternative connection.

General ordering data

Type	Order No.	Version	GTIN (EAN)	Qty.
ZEW 35/2	8630740000	Z-series, End bracket	4032248348916	20 pc(s).
ZEW 35	9540000000	Z-series, End bracket	4008190956264	20 pc(s).

**Z-series
ZDU 10 BL**

Weidmüller Interface GmbH & Co. KG
 Klingenbergstraße 16
 D-32758 Detmold
 Germany
 Fon: +49 5231 14-0
 Fax: +49 5231 14-292083
 www.weidmueller.com

Accessories

Covers




Spring connection with tension clamp Technology
 Tension clamp technology is a universal contact system for all common conductor connection types. Its fantastic level of flexibility makes the tension clamp a profitable alternative connection.

General ordering data

Type	Order No.	Version	GTIN (EAN)	Qty.
ZAD 4/5	1746730000	Z-series, Cover	4008190996758	20 pc(s).

End bracket



Klippon® Connect with clamping yoke Technology
 The high reliability and variety of designs of the terminal blocks with clamping yoke connections make planning easier and optimises operational safety. Klippon® Connect provides a proven response to a range of different requirements.

General ordering data

Type	Order No.	Version	GTIN (EAN)	Qty.
EW 35 GR 7032	0383530000	Accessories, End bracket	4008190027322	50 pc(s).
EW 35/ SCHA/M3	0258660000	Accessories, End bracket	4008190033477	20 pc(s).
EW 35	0383560000	Accessories, End bracket	4008190181314	50 pc(s).

Slotted screwdriver

Slotted screwdriver with rounded blade SD DIN 5265, ISO 2380/2, output to DIN 5264, ISO 2380/1. ChromTop tip, SoftFinish grip



General ordering data

Type	Order No.	Version	GTIN (EAN)	Qty.
SDS 1.0X5.5X150	9008350000	Screwdriver, Blade width (B): 5.5 mm, Blade length:	4032248056316	1 pc(s).

**Z-series
ZDU 10 BL**

Weidmüller Interface GmbH & Co. KG
 Klingenbergstraße 16
 D-32758 Detmold
 Germany
 Fon: +49 5231 14-0
 Fax: +49 5231 14-292083
 www.weidmueller.com

Accessories

150 mm, Blade thickness
 (A): 1 mm

ZQV 10



Spring connection with tension clamp Technology
 Tension clamp technology is a universal contact system for all common conductor connection types. Its fantastic level of flexibility makes the tension clamp a profitable alternative connection.

General ordering data

Type	Order No.	Version	GTIN (EAN)	Qty.
ZQV 10/2	1739680000	Accessories, Cross-connector, 57 A	4008190957131	25 pc(s).

End brackets



Klippon® Connect with clamping yoke Technology
 The high reliability and variety of designs of the terminal blocks with clamping yoke connections make planning easier and optimises operational safety. Klippon® Connect provides a proven response to a range of different requirements.

General ordering data

Type	Order No.	Version	GTIN (EAN)	Qty.
WEW 35/2	1061200000	W-Series, End bracket	4008190030230	100 pc(s).
WEW 35/1	1059000000	W-Series, End bracket	4008190172282	50 pc(s).

**Z-series
ZDU 10 BL**

Weidmüller Interface GmbH & Co. KG
 Klingenbergstraße 16
 D-32758 Detmold
 Germany
 Fon: +49 5231 14-0
 Fax: +49 5231 14-292083
 www.weidmueller.com

Accessories

ZGB pivotable group tag holder



The ZGB 15 is a hinged group tag carrier. The tag carrier can hold the dekafix 5, WS 12/5 terminal markers or the inlay tag ESO 15.


The ZGB 30 is a hinged group tag carrier. The tag carrier can hold the dekafix 5, WS 12/5 terminal markers or the inlay tag ESO 7.

Inlay tags and protective strips can be found under "Accessories".

General ordering data

Type	Order No.	Version	GTIN (EAN)	Qty.
ZGB 15	1636530000	Terminal markers, Terminal marker, 15 x 7 mm, Pitch in mm (P): 5.00 white	4008190297053	20 pc(s).
ZGB 30	1611930000	Terminal markers, Terminal marker, 32 x 7 mm, Pitch in mm (P): 5.00 white	4008190002251	20 pc(s).
ZGB 30/3.5	1778290000	Terminal markers, Terminal marker, 32 x 7 mm, Pitch in mm (P): 3.50 white	4032248161065	20 pc(s).

Blank



The Dekafix (DEK) marker is the universal marker for all conductor and plug-in connectors as well as for electronic sub-assemblies. The system is ideal for short number sequences and covers a wide range of ready-printed markers.

Strips for fast installation in only one work step. The printing is easy to read, rich in contrast and available in various widths.

- Large range of ready-to-use markers
- Strips for fast installation
- Terminal markers, suitable for all Weidmüller cable connectors
- Available as blank MultiCard or with standard printing

For custom printing: Please send us a file of our labeling software M-Print PRO or M-Print PRO Online (without installation) for your labeling specifications.

General ordering data


Type	Order No.	Version	GTIN (EAN)	Qty.
DEK 5/5 MC NE WS	1609801044	Dekafix, Terminal marker, 5 x 5 mm, Pitch in mm (P): 5.00 Weidmueller, white	4008190397111	1,000 pc(s).

**Z-series
ZDU 10 BL**

Weidmüller Interface GmbH & Co. KG
 Klingenbergstraße 16
 D-32758 Detmold
 Germany
 Fon: +49 5231 14-0
 Fax: +49 5231 14-292083
 www.weidmueller.com

Accessories

Blank



ZS markers - in proven MultiCard-format - have been developed specifically for the Z-series. They have a large printing area. The hinged mechanism even allows access to cross-connectors without dismantling. Quick installation is guaranteed by the fact that the single tags are clipped on in strips. The single tags are easy to separate.

- Hinged marker area
- Can be fitted in strips or individually
- Markers in proven MultiCard format

For custom printing: Please send us a file of our labeling software M-Print PRO or M-Print PRO Online (without installation) for your labeling specifications.

General ordering data

Type	Order No.	Version	GTIN (EAN)	Qty.
ZS 15/5 MC	1646630000	ZS, Terminal marker, 15 x 5	4008190401214	480 pc(s).
NE WS		mm, Pitch in mm (P): 5.00 Weidmueller, Allen-Bradley, white		