


## Printed-circuit board connector - FK-MCP 1,5/16-ST-3,81 - 1851180

Please be informed that the data shown in this PDF Document is generated from our Online Catalog. Please find the complete data in the user's documentation. Our General Terms of Use for Downloads are valid (<http://phoenixcontact.com/download>)

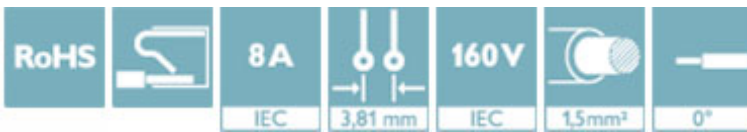
PCB connector, nominal current: 8 A, rated voltage (III/2): 160 V, number of positions: 16, pitch: 3.81 mm, connection method: Push-in spring connection, color: green, contact surface: Tin



The figure shows a 10-position version of the product

### Why buy this product

- ✓ Time saving push-in connection, tools not required
- ✓ Defined contact force ensures that contact remains stable over the long term
- ✓ Intuitive use through colour coded actuation lever
- ✓ Operation and conductor connection from one direction enable integration into front of device
- ✓ Quick and convenient testing using integrated test option



### Key Commercial Data

Packing unit	50 STK
GTIN	 4 017918 109691
GTIN	4017918109691
Weight per Piece (excluding packing)	14.270 g
Custom tariff number	85366990
Country of origin	Germany

### Technical data

#### Dimensions

Length [ l ]	21 mm
Width [ w ]	61.75 mm
Height [ h ]	12.4 mm
Pitch	3.81 mm
Dimension a	57.15 mm

#### General

Range of articles	FK-MCP 1,5/...-ST
-------------------	-------------------

# Printed-circuit board connector - FK-MCP 1,5/16-ST-3,81 - 1851180

## Technical data

### General

Type of contact	Female connector
Number of positions	16
Connection method	Push-in spring connection
Insulating material group	I
Rated surge voltage (III/3)	2.5 kV
Rated surge voltage (III/2)	2.5 kV
Rated surge voltage (II/2)	2.5 kV
Rated voltage (III/3)	160 V
Rated voltage (III/2)	160 V
Rated voltage (II/2)	320 V
Connection in acc. with standard	EN-VDE
Nominal current I <sub>N</sub>	8 A
Nominal cross section	1.5 mm <sup>2</sup>
Maximum load current	8 A (with 1.5 mm <sup>2</sup> conductor cross section)
Insulating material	PA
Flammability rating according to UL 94	V0
Internal cylindrical gage	A1
Stripping length	9 mm

### Connection data

Conductor cross section solid min.	0.14 mm <sup>2</sup>
Conductor cross section solid max.	1.5 mm <sup>2</sup>
Conductor cross section flexible min.	0.14 mm <sup>2</sup>
Conductor cross section flexible max.	1.5 mm <sup>2</sup>
Conductor cross section flexible, with ferrule without plastic sleeve min.	0.25 mm <sup>2</sup>
Conductor cross section flexible, with ferrule without plastic sleeve max.	1.5 mm <sup>2</sup>
Conductor cross section flexible, with ferrule with plastic sleeve min.	0.25 mm <sup>2</sup>
Conductor cross section flexible, with ferrule with plastic sleeve max.	0.75 mm <sup>2</sup>
Conductor cross section AWG min.	26
Conductor cross section AWG max.	16
Minimum AWG according to UL/CUL	28
Maximum AWG according to UL/CUL	16

### Specifications for ferrules

Recommended crimping pliers	1212034 CRIMPFOX 6
Ferrules without insulating collar, according to DIN 46228-1	Cross section: 0.25 mm <sup>2</sup> ; Length: 7 mm ... 9 mm
	Cross section: 0.34 mm <sup>2</sup> ; Length: 7 mm ... 9 mm
	Cross section: 0.5 mm <sup>2</sup> ; Length: 8 mm ... 9 mm
	Cross section: 0.75 mm <sup>2</sup> ; Length: 8 mm ... 9 mm
	Cross section: 1 mm <sup>2</sup> ; Length: 8 mm ... 9 mm
	Cross section: 1.5 mm <sup>2</sup> ; Length: 8 mm ... 9 mm

# Printed-circuit board connector - FK-MCP 1,5/16-ST-3,81 - 1851180

## Technical data

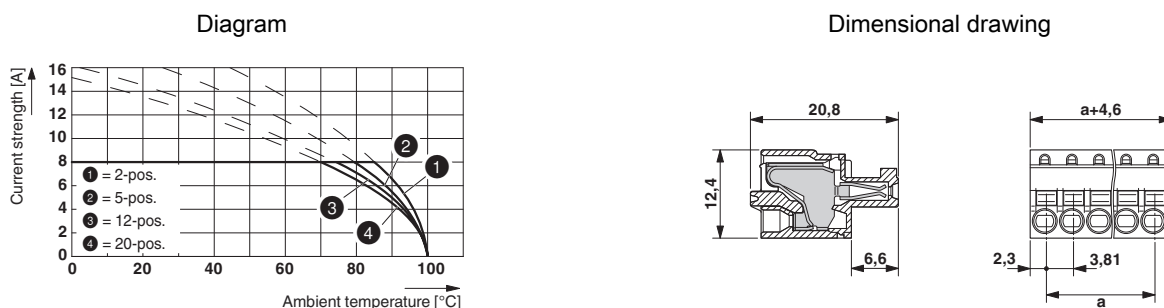
### Standards and Regulations

Connection in acc. with standard	EN-VDE
	CSA
Flammability rating according to UL 94	V0

### Environmental Product Compliance

China RoHS	Environmentally friendly use period: unlimited = EFUP-e
	No hazardous substances above threshold values

## Drawings



Type: FK-MCP 1,5/...-ST(F)-3,81 with MC 1,5/...-G(F)-3,81 P.. THR(R...)

## Classifications

### eCl@ss

eCl@ss 4.0	272607xx
eCl@ss 4.1	27260701
eCl@ss 5.0	27260701
eCl@ss 5.1	27260700
eCl@ss 6.0	27260700
eCl@ss 7.0	27440309
eCl@ss 8.0	27440309
eCl@ss 9.0	27440309

### ETIM

ETIM 3.0	EC001121
ETIM 4.0	EC002638
ETIM 5.0	EC002638
ETIM 6.0	EC002638

### UNSPSC

UNSPSC 6.01	30211810
UNSPSC 7.0901	39121409
UNSPSC 11	39121409

# Printed-circuit board connector - FK-MCP 1,5/16-ST-3,81 - 1851180

## Classifications

### UNSPSC

UNSPSC 12.01	39121409
UNSPSC 13.2	39121409

## Approvals


### Approvals


#### Approvals


CSA / VDE Gutachten mit Fertigungsüberwachung / IECCEB Scheme / cULus Recognized / EAC

#### Ex Approvals

### Approval details

CSA		<a href="http://www.csagroup.org/services-industries/product-listing/">http://www.csagroup.org/services-industries/product-listing/</a>	13631
		B	
Nominal voltage UN			300 V
Nominal current IN			8 A
mm <sup>2</sup> /AWG/kcmil			28-16

VDE Gutachten mit Fertigungsüberwachung		<a href="http://www2.vde.com/de/Institut/Online-Service/VDE-gepruefteProdukte/Seiten/Online-Suche.aspx">http://www2.vde.com/de/Institut/Online-Service/VDE-gepruefteProdukte/Seiten/Online-Suche.aspx</a>	40011723
Nominal voltage UN			160 V
Nominal current IN			8 A
mm <sup>2</sup> /AWG/kcmil			0.2-1.5

IECEE CB Scheme		<a href="http://www.iecee.org/">http://www.iecee.org/</a>	DE1-60604-B1B2
Nominal voltage UN			160 V
Nominal current IN			8 A
mm <sup>2</sup> /AWG/kcmil			0.2-1.5

# Printed-circuit board connector - FK-MCP 1,5/16-ST-3,81 - 1851180

## Approvals

cULus Recognized		<a href="http://database.ul.com/cgi-bin/XYV/template/LISEXT/1FRAME/index.htm">http://database.ul.com/cgi-bin/XYV/template/LISEXT/1FRAME/index.htm</a>	E60425-19920306
		B	
Nominal voltage UN	300 V		
Nominal current IN	8 A		
mm <sup>2</sup> /AWG/kcmil	28-16		

EAC		B.01742
-----	--	---------

## Accessories

### Accessories

#### Crimping tool

Crimping pliers - CRIMPFOX 6 - 1212034



Crimping pliers, for ferrules without insulating collar according to DIN 46228 Part 1 and ferrules with insulating collar according to DIN 46228 Part 4, 0.25 mm<sup>2</sup> ... 6.0 mm<sup>2</sup>, lateral entry, trapezoidal crimp

#### Labeled terminal marker

Marker card - SK 3,81/2,8:FORTL.ZAHLEN - 0804109



Marker card, Card, white, labeled, Horizontal: consecutive numbers 1 - 10, 11 - 20, etc. up to 91 - (99)100, mounting type: adhesive, for terminal block width: 3.81 mm, lettering field size: 3.81 x 2.8 mm

#### Screwdriver tools

Screwdriver - SZS 0,4X2,5 VDE - 1205037



Screwdriver, slot-headed, VDE insulated, size: 0.4 x 2.5 x 80 mm, 2-component grip, with non-slip grip

#### Terminal marking

## Printed-circuit board connector - FK-MCP 1,5/16-ST-3,81 - 1851180

### Accessories

Marker card - SK U/2,8 WH:UNBEDRUCKT - 0803883

Marker card, Sheet, white, unlabeled, can be labeled with: CMS-P1-PLOTTER, PLOTMARK, Office printing systems, mounting type: adhesive, for terminal block width: 210 mm, lettering field size: 186 x 2.8 mm



---

### Test plug terminal block

Test plugs - MPS-MT 1-S - 1944372

Test plugs, consisting of  $\varnothing$  1 mm test pin, 150 mm conductor length, and  $\varnothing$  2 mm socket



---

### Additional products

Printed-circuit board connector - MC 1,5/16-G-3,81 - 1803413

PCB headers, nominal current: 8 A, rated voltage (III/2): 160 V, number of positions: 16, pitch: 3.81 mm, color: green, contact surface: Tin, mounting: Wave soldering



---

Printed-circuit board connector - MCV 1,5/16-G-3,81 - 1803565

PCB headers, nominal current: 8 A, rated voltage (III/2): 160 V, number of positions: 16, pitch: 3.81 mm, color: green, contact surface: Tin, mounting: Wave soldering



---

Printed-circuit board connector - SMC 1,5/16-G-3,81 - 1827415

PCB headers, nominal current: 8 A, rated voltage (III/2): 160 V, number of positions: 16, pitch: 3.81 mm, color: green, contact surface: Tin, mounting: Wave soldering



## Printed-circuit board connector - FK-MCP 1,5/16-ST-3,81 - 1851180

### Accessories

#### Header - MCD 1,5/16-G-3,81 - 1830091



PCB headers, nominal current: 8 A, rated voltage (III/2): 160 V, number of positions: 16, pitch: 3.81 mm, color: green, contact surface: Tin, mounting: Wave soldering, In combination with MCV plug components, both an MCVW and an MCVR plug must be used.

#### Housing - MCDV 1,5/16-G-3,81 - 1830541



PCB headers, nominal current: 8 A, rated voltage (III/2): 160 V, number of positions: 16, pitch: 3.81 mm, color: green, contact surface: Tin, mounting: Wave soldering, In combination with MCV plug components, both an MCVW and an MCVR plug must be used.

#### Housing - MCVDU 1,5/16-G-3,81 - 1837573



PCB headers, nominal current: 8 A, rated voltage (III/2): 160 V, number of positions: 16, pitch: 3.81 mm, color: green, contact surface: Tin, mounting: Wave soldering

#### Printed-circuit board connector - MCD 1,5/16-G1-3,81 - 1843211



PCB headers, nominal current: 8 A, rated voltage (III/2): 160 V, number of positions: 16, pitch: 3.81 mm, color: green, contact surface: Tin, mounting: Wave soldering, In combination with MCV plug components, both an MCVW and an MCVR plug must be used.

#### Header - MCDV 1,5/16-G1-3,81 - 1847877



PCB headers, nominal current: 8 A, rated voltage (III/2): 160 V, number of positions: 16, pitch: 3.81 mm, color: green, contact surface: Tin, mounting: Wave soldering, In combination with MCV plug components, both an MCVW and an MCVR plug must be used.

## Printed-circuit board connector - FK-MCP 1,5/16-ST-3,81 - 1851180

### Accessories

Housing - EMCV 1,5/16-G-3,81 - 1860786



PCB headers, nominal current: 8 A, rated voltage (III/2): 160 V, number of positions: 16, pitch: 3.81 mm, color: green, contact surface: Tin, mounting: Press-in technology

---

Header - EMC 1,5/16-G-3,81 - 1897940



PCB headers, nominal current: 8 A, rated voltage (III/2): 160 V, number of positions: 16, pitch: 3.81 mm, color: green, contact surface: Tin, mounting: Press-in technology

---

Phoenix Contact 2018 © - all rights reserved  
<http://www.phoenixcontact.com>