



1920

The very compact aluminum 1920 flashlight is designed with size and extreme performance in mind. Using readily available AAA batteries, this bright LED light creates a clean white beam. Long run times combined with high and low light output modes, make for an efficient lighting tool; the perfect personal light.

- Ingress Protected IPX7
- High / Low modes
- On/Off/Momentary Switch
- 2 AAA Batteries



DIMENSIONS

Length 5.50" (14 cm)

MATERIALS

Body Aluminum with Type II Anodized
O-Ring EPDM
Lens Polycarbonate (PC)
Shroud Aluminum with Type II Anodized
Clip High Carbon Steel

COLOURS

■ Black

LIGHT SPECS

Lamp Type LED

POWER

Battery Size AAA
Battery Type Alkaline
Battery Quantity 2
Batteries Included yes
Volts 3.0v

WEIGHT

Weight With Batteries 2.2 oz (62 gr)
Weight Without Batteries 1.4 oz (40 gr)

SWITCH

Switch Type Momentary Push Button
Light Modes On /Off / Momentary






OTHER

Minimum Pack 6

Peli

c/ Provença, 388, Planta 7 • Barcelona, Spain 08025 • Phone: +34 934 674 999

info@peli.com www.peli.com

FL1 STANDARD	HIGH	LOW
	224 LUMENS	22 LUMENS
	2h 15mins	8h 45mins
	81m	25m
	1640cd	152cd
	IPX7	

ACCESSORIES