



Connectors > PCB Connectors > Wire-to-Board Connectors > FFC, FPC & Ribbon Connectors > Ribbon Cable Connectors > Female-on-Board Connector, Top Entry



Connector System: **Board-to-Board**

Number of Positions: **20**

Centerline (Pitch): **1.27 mm [.05 in]**

PCB Mount Retention: **Without**

PCB Mount Orientation: **Vertical**

[All Female-on-Board Connector, Top Entry \(67\)](#)

Features

Product Type Features

Ribbon Cable Connector Type	Female-on-Board
Ribbon Cable Connector Header Type	Shrouded
Connector Product Type	Connector Assembly
Connector System	Board-to-Board
Connector & Housing Type	Receptacle
Connector & Contact Terminates To	Printed Circuit Board

Configuration Features

Number of Positions	20
PCB Mount Orientation	Vertical
Number of Rows	2

Electrical Characteristics

Insulation Resistance	1000 MΩ
Operating Voltage	100 VAC

Body Features

Daisy Chain	Without
Primary Product Color	Red



Connector Profile	Standard
-------------------	----------

Contact Features

PCB Contact Termination Area Plating Material Thickness	3 – 5 µm[118.11 – 196.85 µin]
Contact Type	Socket
Contact Mating Area Plating Material Thickness	3 – 5 µm[118.11 – 196.85 µin]
Contact Mating Area Plating Material	Tin
PCB Contact Termination Area Plating Material Finish	Matte
Contact Shape & Form	Dual Beam
Contact Underplating Material	Nickel
PCB Contact Termination Area Plating Material	Tin
Contact Base Material	Phosphor Bronze
Contact Current Rating (Max)	1.5 A

Termination Features

Rectangular Termination Post & Tail Thickness	.25 mm[.01 in]
Rectangular Termination Post & Tail Width	.75 mm[.029 in]
Termination Method to Printed Circuit Board	Surface Mount

Mechanical Attachment

Mating Alignment	With
Contact Retention Type Within Housing	Press-Fit
PCB Mount Alignment	Without
PCB Mount Retention	Without
Mating Alignment Type	Polarization
Mating Retention	With
Mating Retention Type	Contact Friction
Connector Mounting Type	Board Mount

Housing Features

Mating Entry Location	Top
Housing Material	PA 4.6
Centerline (Pitch)	1.27 mm[.05 in]

Dimensions

Connector Length	27.4 mm[1.078 in]
Connector Height	5.3 mm[.21 in]



Row-to-Row Spacing	2 mm[.059 in]
--------------------	---------------

Usage Conditions

Operating Temperature Range	-40 – 105 °C[-40 – 221 °F]
-----------------------------	----------------------------

Operation/Application

Solder Process Feature	Board Standoff
Circuit Application	Signal

Industry Standards

UL Rating	Recognized
Agency/Standard	UL
Approved Standards	UL E28476
UL Flammability Rating	UL 94V-0

Packaging Features

Packaging Quantity	900
Packaging Method	Reel

Other

Wire-to-Board Connector Comment	For Use With Male-In-Wire/Male-On-Board
---------------------------------	---

Product Compliance

For compliance documentation, visit the product page on TE.com>

EU RoHS Directive 2011/65/EU	Compliant
EU ELV Directive 2000/53/EC	Compliant
China RoHS 2 Directive MIIT Order No 32, 2016	No Restricted Materials Above Threshold
EU REACH Regulation (EC) No. 1907/2006	Current ECHA Candidate List: JAN 2023 (233) Candidate List Declared Against: JAN 2023 (233) Does not contain REACH SVHC
Halogen Content	Not Low Halogen - contains Br or Cl > 900 ppm.
Solder Process Capability	Reflow solder capable to 260°C

Product Compliance Disclaimer

This information is provided based on reasonable inquiry of our suppliers and represents our current actual knowledge based on the information they provided. This information is subject to change. The part numbers that TE has identified as EU RoHS compliant have a maximum concentration of 0.1% by weight in homogenous materials for lead, hexavalent chromium, mercury, PBB, PBDE, DBP, BBP, DEHP, DIBP, and 0.01% for cadmium, or qualify for an exemption to these limits as defined in the Annexes of Directive 2011/65/EU (RoHS2). Finished electrical and electronic equipment products



will be CE marked as required by Directive 2011/65/EU. Components may not be CE marked. Additionally, the part numbers that TE has identified as EU ELV compliant have a maximum concentration of 0.1% by weight in homogenous materials for lead, hexavalent chromium, and mercury, and 0.01% for cadmium, or qualify for an exemption to these limits as defined in the Annexes of Directive 2000/53/EC (ELV). Regarding the REACH Regulation, the information TE provides on SVHC in articles for this part number is based on the latest European Chemicals Agency (ECHA) 'Guidance on requirements for substances in articles' posted at this URL: <https://echa.europa.eu/guidance-documents/guidance-on-reach>

Compatible Parts

TE Part # CAT-M5833-C1121

MICRO-MATCH STD MOW TO MOW CABLE ASSY

TE Part # CAT-M5833-M2934

Male-on-Board Connector, Micro-MaTch

TE Part # CAT-M5833-M2934A

Male-on-Wire Connector, Micro-MaTch

TE Part # CAT-M5833-C1121A

MICRO-MATCH STD PB TO MOW CABLE ASSY

TE Part # 2-338095-0

MICRO-MATCH COSI HSG

Also in the Series | Micro-MaTch Industrial

Board-In Connectors(20)

Insertion & Extraction Tools(1)

PCB Headers & Receptacles(1)

Pluggable I/O Cable Assemblies(53)

Ribbon Cable Connectors(184)

Wire-to-Board Connector Contacts(4)

Customers Also Bought





TE Part #1-338069-4  
Female-on-Board Connector, Top Entry



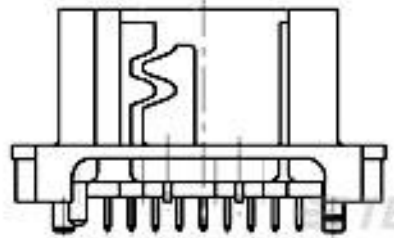
TE Part #2-966658-2  
32pos MQS .63 header 180deg




TE Part #1717394-3  
0.64 SMD 24POS CAP ASSY V TIN Tray




TE Part #1-2208265-1  
POF,FO PIGTAIL,MOST,FO HEADER, ASSY



TE Part #967618-4  
18pos MQS .63 header 180deg



TE Part #505315P086  
RNF-100-3/8-RD-30MM



TE Part #A27820-000  
FL2500-NO.3-J1-0-50MM



TE Part #NB10626001  
ATUM-32/8-0-100MM

Documents

Product Drawings  
MICRO-MATCH SMD FTE

English

CAD Files  
Customer View Model  
ENG\_CVM\_CVM\_2-188275-0\_U.2d\_dxf.zip

English

3D PDF

3D

Customer View Model  
ENG\_CVM\_CVM\_2-188275-0\_U.3d\_igs.zip

English

Customer View Model  
ENG\_CVM\_CVM\_2-188275-0\_U.3d\_stp.zip

English

By downloading the CAD file I accept and agree to the [Terms and Conditions](#) of use.

Datasheets & Catalog Pages  
Micro-MaTch Catalog

English

Ribbon Cable Interconnect Solutions

English

Centerline Micro-Match Connector Series

English

Product Specifications



Application Specification

English

Product Environmental Compliance

Product Compliance

English

Product Compliance

English