

Data sheet | Item number: 221-2411 **NEW**

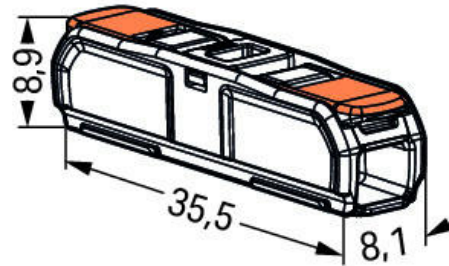
Inline splicing connector with lever; for all conductor types; max. 4 mm²; 2-conductor; transparent housing; Transparent cover; Surrounding air temperature: max 85°C (T85); 4,00 mm²; transparent

www.wago.com/221-2411



RoHS
Compliant ✓

[BOMcheck.net](https://www.bomcheck.net)



Item description

This connector is suitable for worldwide installations.

Data

Electrical data

Ratings per IEC/EN 60664-1

| Ratings per | EN 60664 |
|----------------------------|---|
| Nominal voltage (II/2) | 450 V |
| Rated surge voltage (II/2) | 4 kV |
| Rated current | 32 A |
| Legend (ratings) | (II / 2) ≙ Overvoltage category II / Pollution degree 2 |

Ratings per UL 1059

| | |
|--------------------------------|-------|
| Rated voltage UL (Use Group C) | 600 V |
| Rated current UL (Use Group C) | 20 A |

Subject to changes. Please also observe the further product documentation!

WAGO Kontakttechnik GmbH & Co. KG
Hansastr. 27
32423 Minden
Phone: +49571 887-0 | Fax: +49571 887-169
Email: info.de@wago.com | Web: www.wago.com

Do you have any questions about our products?
We are always happy to take your call at +49 (571) 887-44222.

Connection data

| | |
|-----------------------------------|---|
| Connection technology | CAGE CLAMP® |
| Actuation type | Lever |
| Connectable conductor materials | Copper |
| Solid conductor | 0.2 ... 4 mm ² / 20 ... 14 AWG |
| Stranded conductor | 0.2 ... 2.5 mm ² / 18 ... 14 AWG |
| Fine-stranded conductor | 0.2 ... 4 mm ² / 18 ... 14 AWG |
| Strip length | 11 mm / 0.43 inch |
| Total number of connection points | 2 |

Physical data

| | |
|--------|----------------------|
| Width | 8.1 mm / 0.319 inch |
| Height | 8.9 mm / 0.35 inch |
| Depth | 35.5 mm / 1.398 inch |

Material data




| | |
|-----------------------------|-------------|
| Color | transparent |
| Flammability class per UL94 | V2 |
| Color of actuator | orange |
| Weight | 2.9 g |

Commercial data


















| | |
|-----------------------|---------------|
| Packaging type | BOX |
| Country of origin | DE |
| GTIN | 4055144049404 |
| Customs tariff number | 85369010000 |

Compatible products

assembling

| | | |
|--|---|--|
|  | Item no.: 221-2501 Mounting carrier with strain relief; 1-way; for inline splicing connector with lever; for screw mounting; gray | www.wago.com/221-2501 |
|  | Item no.: 221-2502 Mounting carrier with strain relief; 2-way; for inline splicing connector with lever; for screw mounting; gray | www.wago.com/221-2502 |
|  | Item no.: 221-2503 Mounting carrier with strain relief; 3-way; for inline splicing connector with lever; for screw mounting; gray | www.wago.com/221-2503 |

Subject to changes. Please also observe the further product documentation!

| | | |
|--|---|--|
|  | Item no.: 221-2504 Mounting carrier with strain relief; 4-way; for inline splicing connector with lever; for screw mounting; gray | www.wago.com/221-2504 |
|  | Item no.: 221-2505 Mounting carrier with strain relief; 5-way; for inline splicing connector with lever; for screw mounting; gray | www.wago.com/221-2505 |
|  | Item no.: 221-2511 Mounting carrier with strain relief; 1-way; for inline splicing connector with lever; with snap-in mounting foot; gray | www.wago.com/221-2511 |
|  | Item no.: 221-2512 Mounting carrier with strain relief; 2-way; for inline splicing connector with lever; with snap-in mounting foot; gray | www.wago.com/221-2512 |
|  | Item no.: 221-2513 Mounting carrier with strain relief; 3-way; for inline splicing connector with lever; with snap-in mounting foot; gray | www.wago.com/221-2513 |
|  | Item no.: 221-2514 Mounting carrier with strain relief; 4-way; for inline splicing connector with lever; with snap-in mounting foot; gray | www.wago.com/221-2514 |
|  | Item no.: 221-2515 Mounting carrier with strain relief; 5-way; for inline splicing connector with lever; with snap-in mounting foot; gray | www.wago.com/221-2515 |
|  | Item no.: 221-2521 Mounting carrier; 1-way; for inline splicing connector with lever; for screw mounting; gray | www.wago.com/221-2521 |
|  | Item no.: 221-2522 Mounting carrier; 2-way; for inline splicing connector with lever; for screw mounting; gray | www.wago.com/221-2522 |
|  | Item no.: 221-2523 Mounting carrier; 3-way; for inline splicing connector with lever; for screw mounting; gray | www.wago.com/221-2523 |
|  | Item no.: 221-2524 Mounting carrier; 4-way; for inline splicing connector with lever; for screw mounting; gray | www.wago.com/221-2524 |
|  | Item no.: 221-2525 Mounting carrier; 5-way; for inline splicing connector with lever; for screw mounting; gray | www.wago.com/221-2525 |
|  | Item no.: 221-2531 Mounting carrier; 1-way; for inline splicing connector with lever; with snap-in mounting foot; gray | www.wago.com/221-2531 |
|  | Item no.: 221-2532 Mounting carrier; 2-way; for inline splicing connector with lever; with snap-in mounting foot; gray | www.wago.com/221-2532 |
|  | Item no.: 221-2533 Mounting carrier; 3-way; for inline splicing connector with lever; with snap-in mounting foot; gray | www.wago.com/221-2533 |
|  | Item no.: 221-2534 Mounting carrier; 4-way; for inline splicing connector with lever; with snap-in mounting foot; gray | www.wago.com/221-2534 |
|  | Item no.: 221-2535 Mounting carrier; 5-way; for inline splicing connector with lever; with snap-in mounting foot; gray | www.wago.com/221-2535 |

Subject to changes. Please also observe the further product documentation!



Downloads

Documentation

Additional Information

| | | | |
|------------------------|------------|---------------|----------|
| Technical explanations | 3 Apr 2019 | pdf 2.2 MB | Download |
|------------------------|------------|---------------|----------|

Installation Notes

Subject to changes. Please also observe the further product documentation!