



aux.contact module, 4-poles, front



Powering Business Worldwide™

**Part no.** 22DILEM  
**Article no.** 010112

## Program


Product range			Accessories
Description			with interlocked opposing contacts
Pole			4 pole
Connection technique			Screw terminals
Contacts			
N/O = Normally open			2 N/O
N/C = Normally closed			2 N/C
AC-15			
AC-15			
220 V 230 V 240 V	$I_e$	A	4
380 V 400 V 415 V	$I_e$	A	2
Conv. thermal current	$I_{th}$	A	10
Contact sequence			
Can be combined with contactor			DILEM-10(-G)(...) DILEM-4(-G)(...) DILEEM-10(-G)(...) DILEEM12-10(-G)(...)
<b>Instructions</b> Contacts to EN 50012. Contacts according to EN 50012 are to be preferred. Version E combinations correspond to EN 50011 and are to be preferred.			
<b>Instructions</b> No interlocked opposing mechanism in NO early-makes and NC late-breaks. Auxiliary contact modules with positive acting contacts			

## Approbationen

UL approval	Yes
CSA approval	Yes
Product Standards	IEC/EN 60947-4-1; UL 508; CSA-C22.2 No. 14-05; CE marking
UL File No.	E29184
UL CCN	NKCR
CSA File No.	012528
CSA Class No.	3211-03
NA Certification	UL listed, CSA certified
Specially designed for NA	No

## Auxiliary contacts

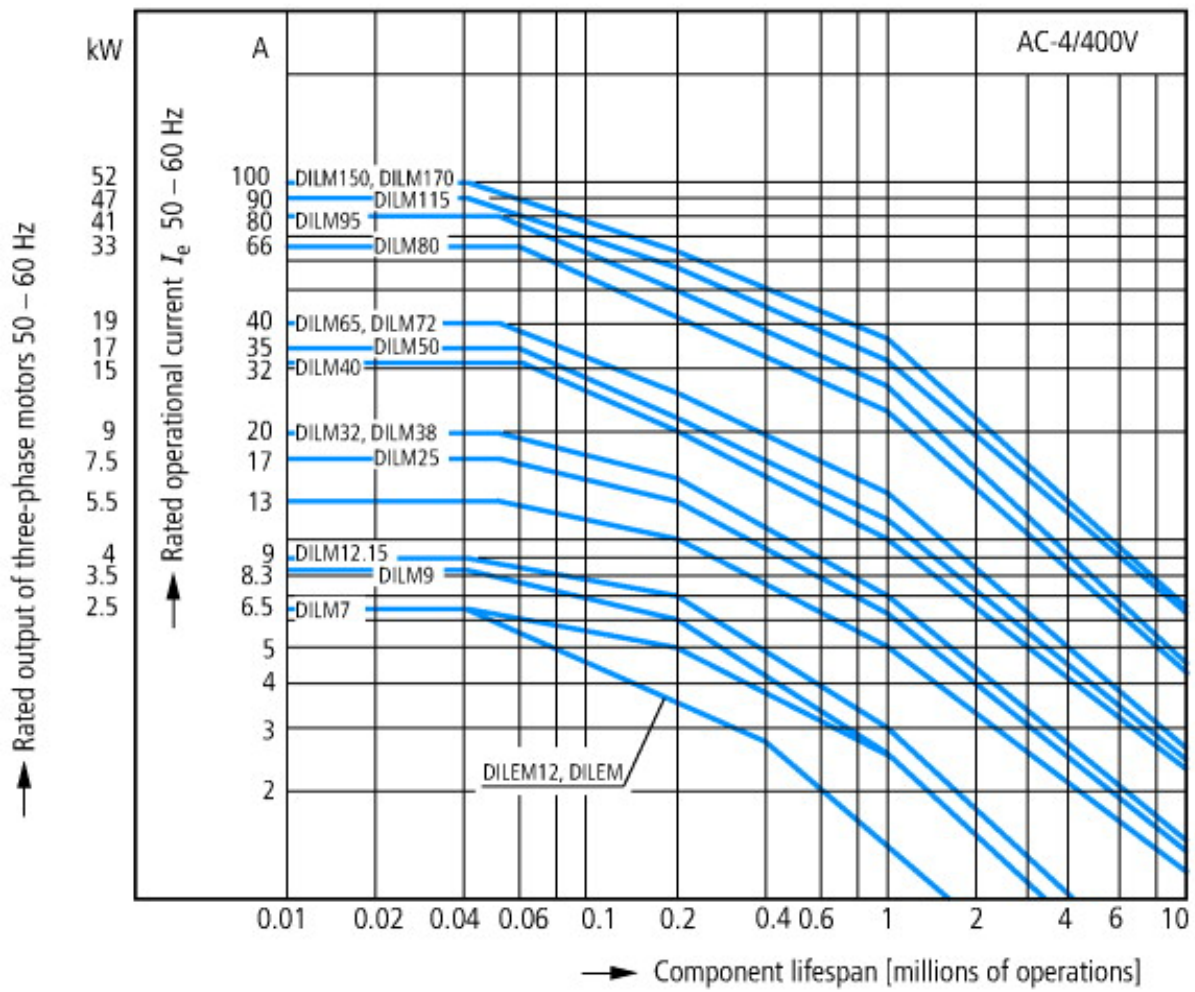
flexible with ferrule			Yes
Rated impulse withstand voltage	$U_{imp}$	V AC	6000
Overtoltage category/pollution degree			III/3
Rated insulation voltage	$U_i$	V AC	690
Rated operational voltage	$U_e$	V AC	600
Safe isolation to VDE 0106 Part 101 and Part 101/A1			
between coil and auxiliary contacts		V AC	300
between the auxiliary contacts		V AC	300
Rated operational current	$I_e$	A	
AC-15			
220/240 V	$I_e$	A	4
60 Hz	$I_e$	A	2
500 V	$I_e$	A	1.5


DC L/R  15 ms			
Contacts in series:		A	
1	24 V	A	2.5
2	60 V	A	2.5
3	100 V	A	1.5
3	220 V	A	0.5
Conv. thermal current	$I_{th}$	A	10
Control circuit reliability (at $U_e = 24$ V DC, $U_{min} = 17$ V, $I_{min} = 5.4$ mA)	Failure rate	$\lambda$	$<10^{-8}$ , < one failure at 100 million operations
Component lifespan at $U_e = 240$ V			
AC-15	Operations	$\times 10^6$	0.2
DC			
Footnote			Switch-on and switch-off conditions based on DC-13, time constant as specified
L/R = 50 ms: 2 contacts in series at $I_e = 0.5$ A	Operations	$\times 10^6$	0.15
Short-circuit rating without welding			
Maximum overcurrent protective device			
Short-circuit protection only			PKZM0-4
Short-circuit protection maximum fuse			
500 V		A gG/ gL	6
500 V		A fast	10
Current heat loss at $I_{th}$			
Per contact		W	0.2

#### Technical data according to ETIM 4.0

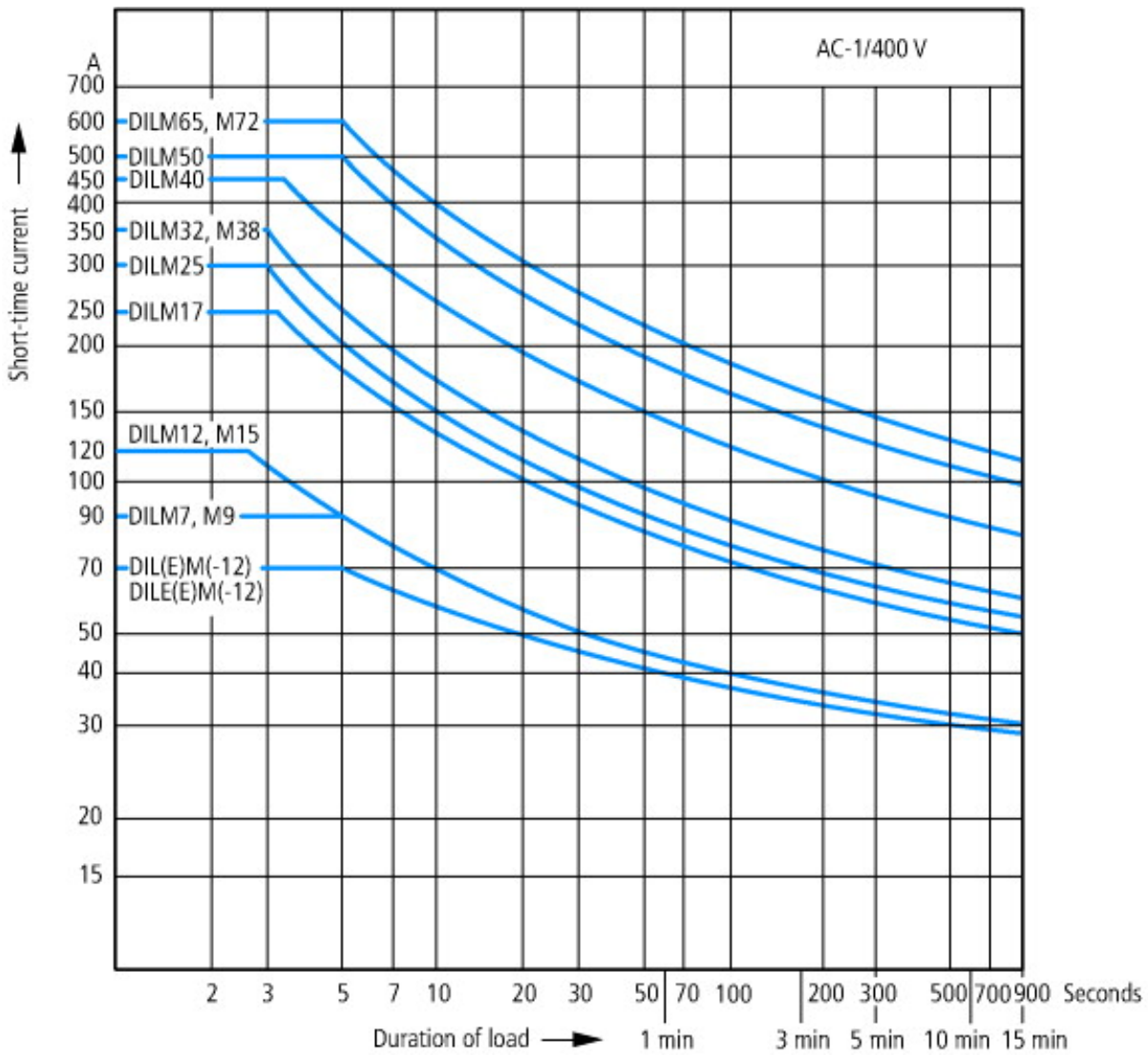
Suitable for earth leakage circuit breaker			No
Type of electric connection			Screw connection
Rated operation current $I_e$ at AC-15, 230 V		A	4
Mounting type			Front mount
Suitable for pendant switch			No
Suitable for front element			No
Suitable for circuit-breakers			No
Suitable for safety position switches			No
Suitable for step switches			No
Suitable for pressure switch/selector switch actuator			No
Suitable for cam switches			No
Suitable for motor protective circuit breakers			No
Suitable for series-mounting relays			No
Suitable for solenoid			No
Suitable for compact switch-disconnector			No
Suitable for miniature circuit-breakers			No
Suitable for pulse relay			No
Suitable for contactor relay relay			No
Suitable for pendant pushbutton			No
Suitable for residual current device			No
Number of contacts as change-over contact			0
Number of contacts as N/O			2
Number of contacts as NC			2
Suitable for impulse relays			No
Suitable for position switches			No
Suitable for switch-disconnector/residual current device			No
Suitable for contactors			YES

Characteristics





Switching duty for non-motor loads, 3-pole, 4-pole  
 Operating characteristics  
 Non-inductive or slightly inductive loads  
 Electrical characteristics  
 Make: 1 x rated current  
 Break: 1 x rated current  
 Utilization category  
 100 % AC-1  
 Typical applications  
 Electric heat



Short-time loading, 3-pole  
Time interval between two loading cycles: 15 minutes

### CAD-Data

Product standards CAD data:

<http://eaton-moeller.partcommunity.com>

### Additional product information (links)

IL03407009Z (IL03407009Z) Mini contactor relay

[ftp://ftp.moeller.net/DOCUMENTATION/AWA\\_INSTRUCTIONS/IL03407009Z2010\\_10.pdf](ftp://ftp.moeller.net/DOCUMENTATION/AWA_INSTRUCTIONS/IL03407009Z2010_10.pdf)