

## Single relay - REL-IR4/LDP- 24DC/4X21 - 2903677

Please be informed that the data shown in this PDF Document is generated from our Online Catalog. Please find the complete data in the user's documentation. Our General Terms of Use for Downloads are valid (<http://download.phoenixcontact.com>)



Plug-in industrial relay with power contacts, 4 PDTs, test key, status LED, freewheeling diode, mechanical switch position indicator, polarity: A1+, A2-, coil voltage: 24 V DC



### Key commercial data

Packing unit	1 pc
Minimum order quantity	10 pc
Weight per Piece (excluding packing)	34.0 GRM
Custom tariff number	85364190
Country of origin	Poland

### Technical data

#### Dimensions

Width	21.2 mm
Height	35.6 mm
Depth	27.5 mm

#### Ambient conditions

Ambient temperature (operation)	-40 °C ... 70 °C
Ambient temperature (storage/transport)	-40 °C ... 85 °C

#### Coil side

Nominal input voltage $U_N$	24 V DC
Input voltage range in reference to $U_N$	(see diagram)
Nominal input current at $U_N$	41 mA
Typical response time	13 ms
Typical release time	14 ms
Status display	Yellow LED
Protective circuit	Damping diode

# Single relay - REL-IR4/LDP- 24DC/4X21 - 2903677

## Technical data

### Contact side

Contact type	Single contact, 4-PDT
Contact material	AgNi
Maximum switching voltage	250 V AC/DC
Minimum switching voltage	5 V (At 24 mA)
Maximum inrush current	16 A (20 ms, N/O contact)
Min. switching current	5 mA (at 24 V)
Limiting continuous current	6 A
Interrupting rating (ohmic load) max.	144 W (at 24 V DC)
	124 W (at 48 V DC)
	108 W (at 60 V DC)
	52 W (at 110 V DC)
	48 W (at 220 V DC)
	1500 VA (for 250 V AC)
Switching capacity min.	0.12 W
Switching capacity in acc. with DIN VDE 0660/IEC 60947	2 A (at 24 V, DC13)
	0.22 A (at 120 V, DC13)
	0.11 A (at 250 V, DC13)
	1.5 A (at 24 V, AC15)
	1.5 A (at 120 V, AC15)
	1 A (at 240 V, AC15)

### General

Test voltage relay winding/relay contact	2.5 kV <sub>rms</sub> (50 Hz, 1 min.)
Test voltage PDT/PDT	2 kV <sub>rms</sub> (50 Hz, 1 min.)
Operating mode	100% operating factor
Degree of protection	RT I
Mechanical service life	Approx. $2 \times 10^7$ cycles
Name	Air and creepage distances between the power circuits
Standards/regulations	IEC 60664
Rated insulation voltage	250 V AC
Pollution degree	2
Surge voltage category	II
Name	Standards/regulations
Standards/regulations	IEC 61810
Mounting position	any

### Connection data

# Single relay - REL-IR4/LDP- 24DC/4X21 - 2903677

## Technical data

### Connection data

Connection method	Plug connection
-------------------	-----------------

## Classifications

### eCl@ss

eCl@ss 4.0	27371104
eCl@ss 4.1	27371104
eCl@ss 5.0	27371001
eCl@ss 5.1	27371001
eCl@ss 6.0	27371001
eCl@ss 7.0	27371001
eCl@ss 8.0	27371001

### ETIM

ETIM 3.0	EC000196
ETIM 4.0	EC000196
ETIM 5.0	EC000196

### UNSPSC

UNSPSC 6.01	30211916
UNSPSC 7.0901	39121515
UNSPSC 11	39121515
UNSPSC 12.01	39121515
UNSPSC 13.2	39121515

## Approvals

### Approvals

---

#### Approvals

CSA / UL Recognized / cUL Recognized / VDE Zeichengenehmigung / cULus Recognized

---

#### Ex Approvals

---

#### Approvals submitted


---


## Single relay - REL-IR4/LDP- 24DC/4X21 - 2903677


### Approvals

#### Approval details

CSA 

UL Recognized 

cUL Recognized 

VDE Zeichengenehmigung 

cULus Recognized 

### Accessories

#### Accessories

##### Relay socket

Relay socket - RIF-2-BPT/4X21 - 2900934

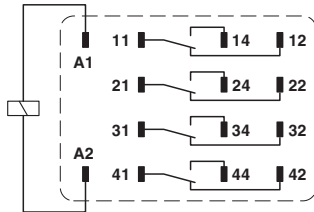


RIF-2... relay base, for industrial relay with 2 or 4 PDTs, push-in connection, plug-in option for input/suppressor modules, for mounting on NS 35/7,5

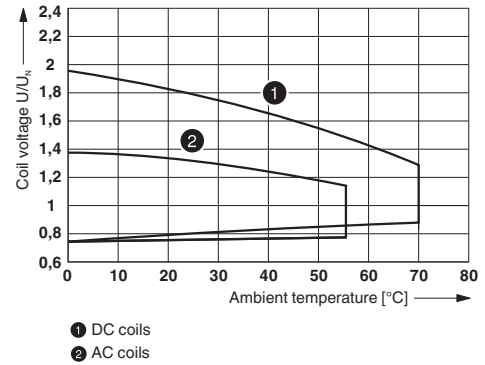
### Drawings

# Single relay - REL-IR4/LDP- 24DC/4X21 - 2903677

Circuit diagram

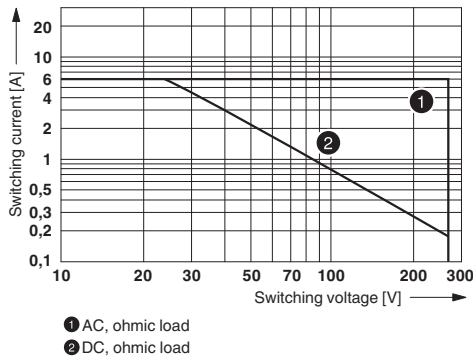


Diagram

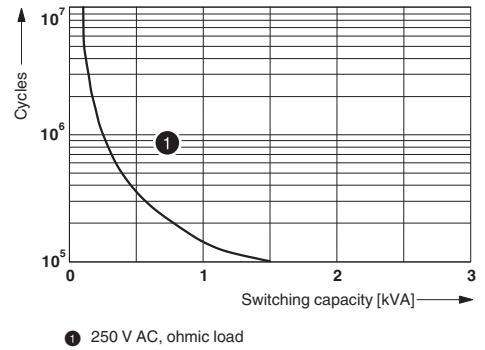


Operating voltage range

Diagram



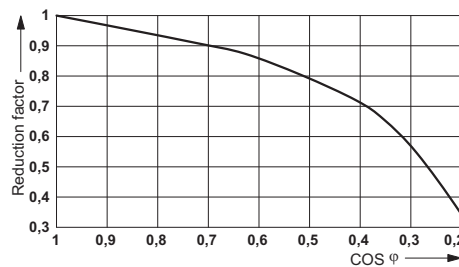
Diagram



Interrupting rating

Electrical service life

Diagram



Service life reduction factor

