



MTA | MTA 100

TE Internal #: 3-644020-4

MTA 100, Standard Rectangular Connectors, Connector Assembly, Receptacle, Mating Alignment, Polarization Mating Alignment Type, Mating Retention

[View on TE.com >](#)

Connectors > Rectangular Connectors > Standard Rectangular Connectors >

Nylon Gold Plated Receptacle: 2.54mm, With Mating Alignment, MTA 100



Connector Product Type: **Connector Assembly**

Connector & Housing Type: **Receptacle**

Mating Alignment: **With**

Mating Alignment Type: **Polarization**

Mating Retention: **With**

[All Nylon Gold Plated Receptacle: 2.54mm, With Mating Alignment, MTA 100 \(244\)](#)

Features

Product Type Features

Product Style	Assembly
Shape	Rectangular
Wire/Cable Type	Stranded
Connector Type	Connector Assembly
Housing Type	Receptacle
Connector Product Type	Connector Assembly
Connector & Housing Type	Receptacle
Connector System	Wire-to-Board
Insertion Force Type	Normal
Sealable	No
Connector & Contact Terminates To	Wire & Cable

Configuration Features



Number of Cavities	4
Number of Positions	4
Number of Rows	1
Panel Gasket	Without

Electrical Characteristics

Operating Voltage	250 VAC
-------------------	---------

Contact Features

Contact Layout	In-line
Contact Type	Female
Wire Contact Termination Area Plating Material	Tin
Contact Underplating Material	Nickel
Contact Mating Area Plating Material	Gold, Gold Flash over Palladium Nickel
Contact Retention Within Housing	With
Contact Current Rating (Max)	5 A

Termination Features

Termination Method to Wire & Cable	Insulation Displacement (IDC)
------------------------------------	-------------------------------

Mechanical Attachment

Panel Mount	No
Contact Retention Type Within Housing	Locking Lance
Panel Mount Feature	Without
Mating Alignment	With
Mating Alignment Type	Polarization
Mating Retention	With
Mating Retention Type	Locking Ramp
Connector Mounting Type	Cable Mount (Free-Hanging)

Housing Features

Housing Color	White
Housing Material	Nylon 6/6
Centerline (Pitch)	2.54 mm[.1 in]

Dimensions

Width	6.99 mm[.275 in]
Height	13.21 mm[.52 in]



Length	10.16 mm[.4 in]
--------	-----------------

Wire Size	.2 mm ²
-----------	--------------------

Usage Conditions

Operating Temperature Range	-55 – 105 °C[-67 – 221 °F]
-----------------------------	----------------------------

Operation/Application

Shielded	No
----------	----

Circuit Application	Signal
---------------------	--------

Industry Standards

CSA Rating	Certified
------------	-----------

Agency/Standard	CSA, UL
-----------------	---------

UL Rating	Recognized
-----------	------------

CSA File Number	LR 7189
-----------------	---------

UL File Number	E28476
----------------	--------

UL Flammability Rating	UL 94V-2
------------------------	----------

Packaging Features

Packaging Quantity	500
--------------------	-----

Packaging Method	Bag/Box
------------------	---------

Product Compliance

[For compliance documentation, visit the product page on TE.com>](#)

EU RoHS Directive 2011/65/EU	Compliant
------------------------------	-----------

EU ELV Directive 2000/53/EC	Compliant
-----------------------------	-----------

China RoHS 2 Directive MIIT Order No 32, 2016	No Restricted Materials Above Threshold
---	---

EU REACH Regulation (EC) No. 1907/2006	Current ECHA Candidate List: JAN 2022 (223) Candidate List Declared Against: JAN 2022 (223) Does not contain REACH SVHC
--	---

Halogen Content	Low Halogen - Br, Cl, F, I < 900 ppm per homogenous material. Also BFR/CFR/PVC Free
-----------------	---

















Solder Process Capability	Not applicable for solder process capability
---------------------------	--

Product Compliance Disclaimer

This information is provided based on reasonable inquiry of our suppliers and represents our current actual knowledge based on the information they provided. This information is subject to change. The part numbers that TE has identified as

EU RoHS compliant have a maximum concentration of 0.1% by weight in homogenous materials for lead, hexavalent chromium, mercury, PBB, PBDE, DBP, BBP, DEHP, DIBP, and 0.01% for cadmium, or qualify for an exemption to these limits as defined in the Annexes of Directive 2011/65/EU (RoHS2). Finished electrical and electronic equipment products will be CE marked as required by Directive 2011/65/EU. Components may not be CE marked. Additionally, the part numbers that TE has identified as EU ELV compliant have a maximum concentration of 0.1% by weight in homogenous materials for lead, hexavalent chromium, and mercury, and 0.01% for cadmium, or qualify for an exemption to these limits as defined in the Annexes of Directive 2000/53/EC (ELV). Regarding the REACH Regulation, the information TE provides on SVHC in articles for this part number is based on the latest European Chemicals Agency (ECHA) 'Guidance on requirements for substances in articles' posted at this URL: <https://echa.europa.eu/guidance-documents/guidance-on-reach>

Compatible Parts

 <p>TE Part # CAT-104MTA-NYLCC Nylon PCB Connector Covers: 2.54 mm, MTA 100</p>	 <p>TE Part # CAT-104MTA-PLSCC Polyester PCB Connector Covers: 2.54 mm, MTA 100</p>	 <p>TE Part # CAT-104MTA-PVUMH Polyester Vertical PCB Header: 2.54 mm, With Mating Alignment, Unshrouded</p>	 <p>TE Part # CAT-104MTA-PVUNH Polyester Vertical PCB Header: 2.54 mm, Unshrouded, No Mating Alignment</p>
 <p>TE Part # CAT-104MTA-NVTHH Nylong Vertical PCB Header: 2.54mm, Through Hole, MTA 100</p>	 <p>TE Part # CAT-104MTA-PRUSH Polyester Right Angle PCB Header: 2.54mm, Unshrouded, MTA 100</p>	 <p>TE Part # 58579-1 MTA 100 MANUAL TOOL ASSEMBLY DISCRETE</p>	 <p>TE Part # CAT-104MTA-PVBRH Polyester Vertical PCB Header: 2.54 mm, Breakaway, MTA 100</p>
 <p>TE Part # CAT-104MTA-NVSMH Nylon Vertical PCB Header: 2.54mm, Surface Mount, MTA 100</p>	 <p>TE Part # CAT-104MTA-PVSHH Polyester Vertical PCB Header: 2.54 mm, Shrouded, MTA 100</p>	 <p>TE Part # 3-641214-4 04P MTA100 HDR ASSY PO/RA LF</p>	 <p>TE Part # 2-644489-4 04P MTA100 SHRD HDR R/A 30AU L</p>
 <p>TE Part # CAT-104MTA-NGPMP Nylon Gold Plated Plug: 2.54mm, With Mating Alignment, MTA 100</p>	 <p>TE Part # 3-647117-4 04P MTA100 HDR HT FL 30AU LF</p>	 <p>TE Part # 58074-1 MTA 50/100/156 MANUAL TOOL FRAME</p>	 <p>TE Part # 58246-3 MTA 100 CRIMP HEAD PRODUCTION RBBN CABLE</p>



TE Part # 58039-1
MTA 100 ARBOR FIXTURE DISCRETE RBN CABLE

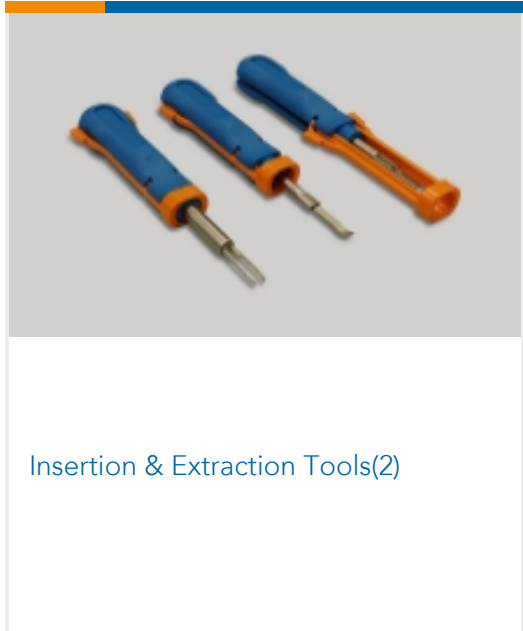


TE Part # 58242-3
MTA 100 BOARD FIXTURE TEST CLOSED END



TE Part # 58246-2
MTA 100 CRIMP HEAD PRODUCTION DISCRETE

Also in the Series | **MTA 100**



Insertion & Extraction Tools(2)



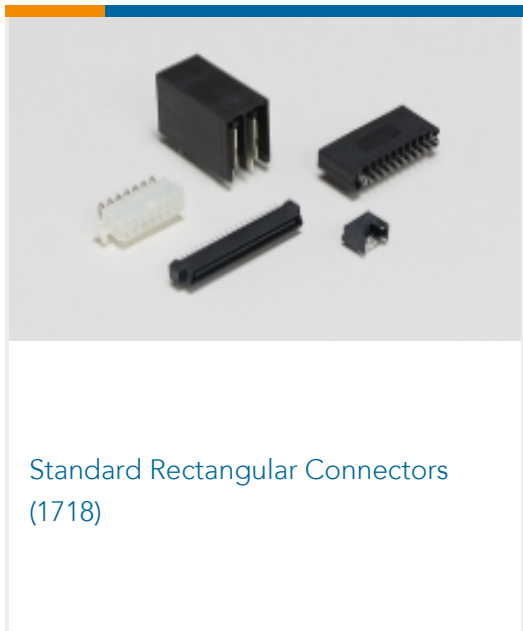
PCB Connector Covers(107)



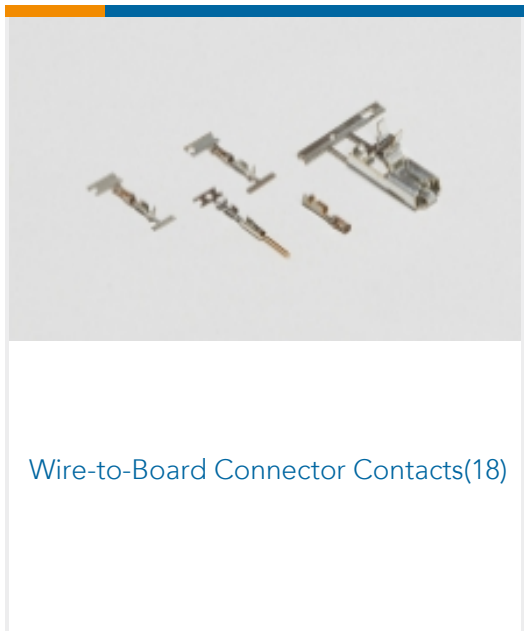
PCB Connector Keying(1)



PCB Headers & Receptacles(1182)




Standard Rectangular Connectors (1718)



Wire-to-Board Connector Contacts(18)

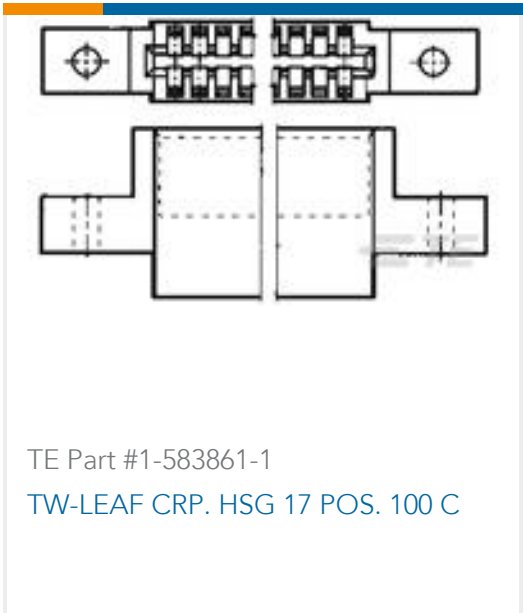
Customers Also Bought



TE Part #643075-4
04P MTA100 MOLDED COVER



TE Part #3-644042-2
Nylon Gold Plated Receptacle: 2.54 mm, With Mating Alignment, MTA 100



TE Part #1-583861-1
TW-LEAF CRP. HSG 17 POS. 100 C



TE Part #1-111196-1
050 RCPT SYSTEM 50 30 DPLX



TE Part #104069-3
80 SYSTEM 50 HDR DRRA SHRD



TE Part #104666-4
50 SYSTEM 50 HDR DRST SHRD



TE Part #785061-2
INSER TOOL SEC-LOC TB 3,4,5,6P



Documents

Product Drawings

[04P MTA100 CONN ASSY 30AU](#)

English

CAD Files

[3D PDF](#)

3D

Customer View Model

[ENG_CVM_CVM_3-644020-4_M.2d_dxf.zip](#)

English

Customer View Model

[ENG_CVM_CVM_3-644020-4_M.3d_igs.zip](#)

English

Customer View Model

[ENG_CVM_CVM_3-644020-4_M.3d_stp.zip](#)

English

By downloading the CAD file I accept and agree to the [Terms and Conditions](#) of use.

Datasheets & Catalog Pages

[MTA, CST-100 II, SL-156 and AMP Economy Power \(EP\) Connectors](#)

English

Product Specifications

[Application Specification](#)

English

Agency Approvals

[CSA Certificate](#)

English
