



ST 35-PE

Order No.: 3036194



Spring cage ground terminal block, Connection method: Spring-cage connection, Cross section: 2.5 mm² - 35 mm², AWG: 14 - 2, Width: 16 mm, Color: green-yellow, Mounting type: NS 35/7.5, NS 35/15



Commercial data	
EAN	 4 017918 876760
Pack	10
Customs tariff	85369010
Gross weight in pieces	105.52 g
Country of Origin	PL
Catalog page information	Page 151 (CL1-2011)

Product notes

WEEE/RoHS-compliant since:
01/01/2003



Please note that the data given here has been taken from the online catalog. For comprehensive information and data, please refer to the user documentation at <http://www.download.phoenixcontact.com>. The General Terms and Conditions of Use apply to Internet downloads.

Technical data	
General	
Number of levels	1
Number of connections	2
Color	green-yellow
Insulating material	PA
Inflammability class according to UL 94	V0

Dimensions

Width	16 mm
Length	100 mm
Height NS 35/7,5	59 mm
Height NS 35/15	66.5 mm

Technical data

Maximum load current	125 A (with 35 mm ² conductor cross section)
Rated surge voltage	8 kV
Pollution degree	3
Surge voltage category	III
Insulating material group	I
Connection in acc. with standard	IEC 60947-7-2
Nominal current I _N	125 A
Open side panel	nein
Shock protection test specification	DIN EN 50274 (VDE 0660-514):2002-11
Back of the hand protection	guaranteed
Surge voltage test setpoint	9.8 kV
Result of surge voltage test	Test passed
Power frequency withstand voltage setpoint	2 kV
Result of power-frequency withstand voltage test	Test passed
Checking the mechanical stability of terminal points (5 x conductor connection)	Test passed
Bending test rotation speed	10 rpm
Bending test turns	135
Bending test conductor cross section/weight	2.5 mm ² / 0.7 kg 35 mm ² / 6.8 kg
Result of bending test	Test passed
Conductor cross section tensile test	2.5 mm ²
Tractive force setpoint	50 N
Conductor cross section tensile test	35 mm ²
Tractive force setpoint	190 N
Tensile test result	Test passed
Tight fit on carrier	NS 35
Setpoint	10 N
Result of tight fit test	Test passed

Requirements, voltage drop	≤ 3.2 mV
Result of voltage drop test	Test passed
Temperature-rise test	Test passed
Conductor cross section short circuit testing	35 mm ²
Short-time current	4.2 kA
Short circuit stability result	Test passed
Ageing test for screwless modular terminal block temperature cycles	192
Result of aging test	Test passed
Proof of thermal characteristics (needle flame) effective duration	30 s
Result of thermal test	Test passed
Temperature index, insulating material (DIN EN 60216-1 (VDE 0304-21))	130 °C
Static insulating material application in cold	-60 °C
Connection data	
Conductor cross section solid min.	2.5 mm ²
Conductor cross section solid max.	35 mm ²
Conductor cross section stranded min.	2.5 mm ²
Conductor cross section stranded max.	35 mm ²
Conductor cross section AWG/kcmil min.	14
Conductor cross section AWG/kcmil max	2
Conductor cross section stranded, with ferrule without plastic sleeve min.	2.5 mm ²
Conductor cross section stranded, with ferrule without plastic sleeve max.	35 mm ²
Conductor cross section stranded, with ferrule with plastic sleeve min.	2.5 mm ²
Conductor cross section stranded, with ferrule with plastic sleeve max.	35 mm ²
2 conductors with same cross section, stranded, TWIN ferrules with plastic sleeve, min.	2.5 mm ²
2 conductors with same cross section, stranded, TWIN ferrules with plastic sleeve, max.	10 mm ²
Connection method	Spring-cage connection
Stripping length	25 mm
Internal cylindrical gage	A8

Certificates



Certification

BV, CB, CSA, CUL, DNV, GL, GOST, KR, LR, NK, RS, UL, VDE-PZI, 0344 DEKRA

Certification Ex:

IECEX

Certifications applied for:

Accessories

Item	Designation	Description
Assembly		
0801704	NS 35/ 7,5 AL UNPERF 2000MM	DIN rail, material: Aluminum, unperforated, height 7.5 mm, width 35 mm, length: 2 m
1206560	NS 35/ 7,5 CAP	DIN rail end piece, for DIN rail NS 35/7.5
0801762	NS 35/ 7,5 CU UNPERF 2000MM	DIN rail, material: Copper, unperforated, height 7.5 mm, width 35 mm, length: 2 m
0801733	NS 35/ 7,5 PERF 2000MM	DIN rail, material: steel galvanized and passivated with a thick layer, perforated, height 7.5 mm, width 35 mm, length: 2000 mm
0801681	NS 35/ 7,5 UNPERF 2000MM	DIN rail, material: Steel, unperforated, height 7.5 mm, width 35 mm, length: 2 m
1204119	NS 35/ 7,5 WH PERF 2000MM	DIN rail 35 mm (NS 35)
1204122	NS 35/ 7,5 WH UNPERF 2000MM	DIN rail 35 mm (NS 35)
1206421	NS 35/ 7,5 ZN PERF 2000MM	DIN rail, material: Galvanized, perforated, height 7.5 mm, width 35 mm, length: 2 m
1206434	NS 35/ 7,5 ZN UNPERF 2000MM	DIN rail, material: Galvanized, unperforated, height 7.5 mm, width 35 mm, length: 2 m
Bridges		
3005963	FBS 2-16	Plug-in bridge, Number of positions: 2, Color: red
Marking		
0818069	UC-TM 10	Marker for terminal blocks, Sheet, white, Unlabeled, Can be labeled with: Bluemark, Plotter, Mounting type: Snap into tall marker groove, For terminal block width: 10.2 mm, Lettering field: 9.6 x 10.5 mm

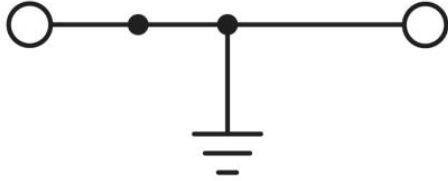
0824605	UC-TM 10 CUS	Marker for terminal blocks, Can be ordered: By sheet, white, Labeled according to customer specifications, Mounting type: Snap into tall marker groove, For terminal block width: 10.2 mm, Lettering field: 9.6 x 10.5 mm
0818137	UC-TMF 8	Marker for terminal blocks, Sheet, white, Unlabeled, Can be labeled with: Bluemark, Plotter, Mounting type: Snap into flat marker groove, For terminal block width: 8.2 mm, Lettering field: 7.6 x 5.1 mm
0824654	UC-TMF 8 CUS	Marker for terminal blocks, Can be ordered: By sheet, white, Labeled according to customer specifications, Mounting type: Snap into flat marker groove, For terminal block width: 8.2 mm, Lettering field: 7.6 x 5.1 mm
0829142	UCT-TM 10	Marker for terminal blocks, Sheet, white, Unlabeled, Can be labeled with: Thermomark C, Bluemark, Mounting type: Snap into tall marker groove, For terminal block width: 10.2 mm, Lettering field: 8.9 x 9.6 mm
0829623	UCT-TM 10 CUS	Marker for terminal blocks, Can be ordered: By sheet, white, Labeled according to customer specifications, Mounting type: Snap into tall marker groove, For terminal block width: 10.2 mm, Lettering field: 8.9 x 9.6 mm
0828748	UCT-TMF 8	Marker for terminal blocks, Sheet, white, Unlabeled, Can be labeled with: Thermomark C, Bluemark, Mounting type: Snap into flat marker groove, For terminal block width: 8.2 mm, Lettering field: 7.4 x 4.7 mm
0829672	UCT-TMF 8 CUS	Marker for terminal blocks, Can be ordered: By sheet, white, Labeled according to customer specifications, Mounting type: Snap into flat marker groove, For terminal block width: 8.2 mm, Lettering field: 7.4 x 4.7 mm
3030006	WST 10/35	Warning cover, 5-pos., for terminal widths of 10.2 mm, 12.2 mm, and 16 mm
0824941	ZB 10 CUS	Zack marker strip, Can be ordered: Strip, white, Labeled according to customer specifications, Mounting type: Snap into tall marker groove, For terminal block width: 10.2 mm, Lettering field: 10.15 x 10.5 mm
1053001	ZB 10:UNBEDRUCKT	Zack marker strip, Strip, white, Unlabeled, Can be labeled with: Plotter, Mounting type: Snap into tall marker groove, For terminal block width: 10.2 mm, Lettering field: 10.5 x 10.15 mm
0825030	ZBF 8 CUS	Zack Marker strip, flat, Can be ordered: Strip, white, Labeled according to customer specifications, Mounting type: Snap into flat marker groove, For terminal block width: 8 mm, Lettering field: 5.15 x 8.15 mm
0808781	ZBF 8:UNBEDRUCKT	Zack Marker strip, flat, Strip, white, Unlabeled, Can be labeled with: Plotter, Mounting type: Snap into flat marker groove, For terminal block width: 8 mm, Lettering field: 5.15 x 8.15 mm
Plug/Adapter		
3029994	PAI-ST 35/1000MM	Test adapter, Color: red

Tools

1206612	SZF 3-1,0X5,5	Actuation tool, for ST terminal blocks, also suitable for use as a bladed screwdriver, size: 1.0 x 5.5 x 150 mm, 2-component grip, with non-slip grip
---------	---------------	---

Drawings

Circuit diagram



Address

PHOENIX CONTACT Ltd
Halesfield 13
Telford / Shropshire / TF7 4PG,England
Phone 01952 681 700
Fax 01952 681 799
<http://www.phoenixcontact.co.uk>



Phoenix Contact Ltd.
Technical modifications reserved;