



### FEATURES

- Ø9.9mm mounting
- Quick Mount system
- Plastic housing
- Range of LED colour options
- Choice of solder pins or wires

### BENEFITS

- Standard industrial mounting size
- Instant panel hook-up, no extra moisture protection needed
- Lightweight and low cost solution
- Suitable for status panel indication
- Flexibility for different applications
- Outstanding reliability

Marl Part Number	LED Colour	Typical Voltage DC Vf	Max. Reverse Voltage	Max. Power Dissipation	Typical LED Luminous Intensity @20mA	Typical LED Wavelength λp	Viewing Angle 2 Ø 1/2	Operating Temp Topr *	Storage Temp Tstg
357-505-04	Red Diffused	1.7	5	150	14	645	120	-30 to +85	-40 to +85
357-508-04	Amber Diffused	2.0	5	150	9	605	120	-30 to +85	-40 to +85
357-511-04	Yellow Diffused	2.0	5	150	105	590	120	-30 to +85	-40 to +85
357-514-04	Green Diffused	2.1	5	150	11	568	120	-30 to +85	-40 to +85
357-520-04	Blue Diffused	4.0	5	150	70	430	120	-30 to +85	-40 to +85
357-997-04	White Diffused	3.2	5	150	210	5000K	120	-30 to +85	-40 to +85
		Vdc	Vdc	mW	mcd	nm (unless stated)	Deg	°C	°C

### OPTIONAL FLYING LEAD TERMINATORS

Marl Part No Suffix	Wire Length	Wire Colour	Wire Specification
357-505-04-40	305mm	Red - Anode Black - Cathode	24AWG UL1061

### NOTES

All LED components are supplied in anti-static packaging.

\* LED Characteristics stated at Ta = 25°C. For operating temperature derating graphs, please refer to sheet 2.

To order please contact us on +44 (0) 1229 582 430

F +44 (0) 1229 585 155 | E sales@marl.co.uk | [www.leds.co.uk](http://www.leds.co.uk)

marlleds 
 marlinternationallimited 
 company/marl-international-limited



Q 05480

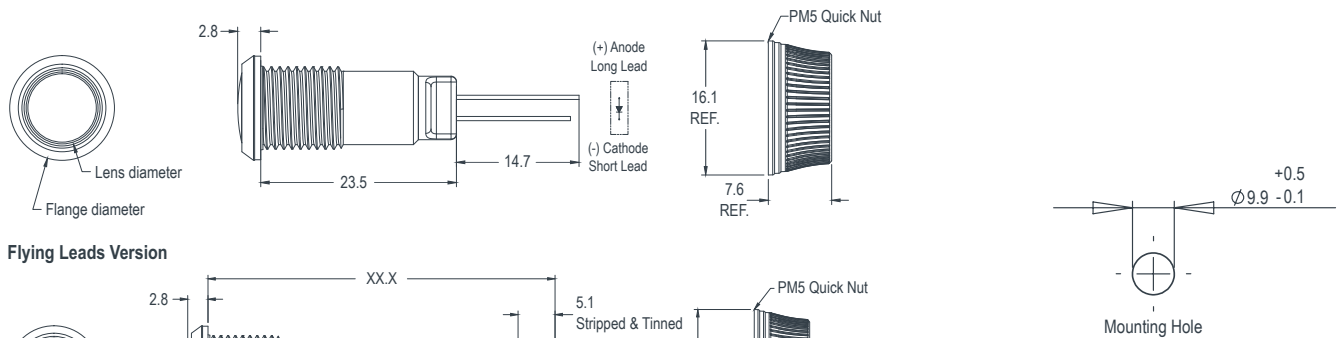
### TECHNICAL CHARACTERISTICS

Series	Panel Cutout	Min. - Max. Panel Thickness
357	9.9	1.5 - 6.0
	mm	mm

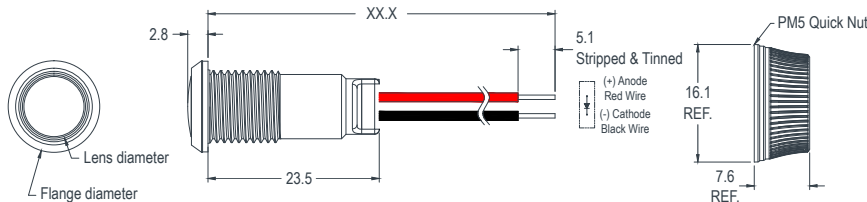
### TECHNICAL DRAWING

Dimensions in mm (typical). Not to scale. Mounting hole to be clean and burr free.

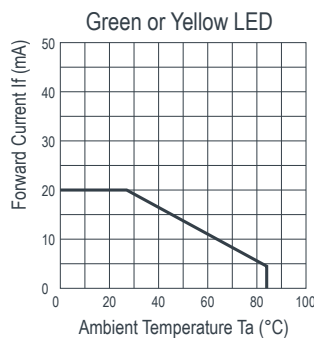
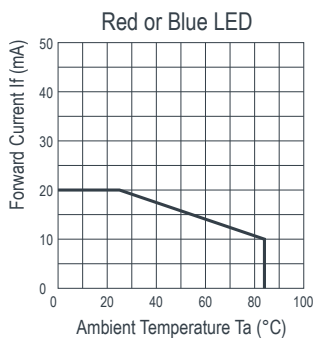
#### Standard Version



#### Flying Leads Version



### DE-RATING GRAPHS



### MATERIALS

Body	Nylon 6/6
Lens	Epoxy (LED Lens)
Termination (Standard version)	LED Leads
Termination (Flying Leads version)	Wires, Stripped and Tinned

### DESIGN CONSIDERATIONS

#### Electro-Static Discharge (ESD)

Build up of electro-static discharge occurs in many situations involving people moving and handling products. The range of possible situations is very diverse but voltage levels as high as several thousand volts can and do arise in many individual situations. When an operator charged up to these levels handles a static sensitive device, there is a very probable likelihood that the device will be irreversibly damaged. It is essential that precautions are taken at all stages during manufacture and assembly of these products. Although LEDs were never considered to be static sensitive

devices, changes in manufacturing technology and materials used to produce higher intensity products over a large range of the wavelength spectrum have changed this. Marl has an approved system of ESD control from goods in, through production and into final packing and despatch. Marl recommend all users of LED based products follow the guidelines of BS 100015.

#### Voltage, Current and Temperature

The forward voltage / current value of an LED is dependent upon the ambient temperature of the environment in which

it is operated. Therefore, care must be taken to operate the LED at the correct voltage / current values, depending upon the ambient temperature.

Marl should be contacted if the device is to be operated outside the temperature range specified. Marl accept no liability for any product that is operated outside the stated voltage or temperature range.

To order please contact us on +44 (0) 1229 582 430

F +44 (0) 1229 585 155 | E sales@marl.co.uk | www.leds.co.uk

marlleds | marlinternationallimited | company/marl-international-limited



Q 05480