

EMERGENCY STOP mushroom pushbutton, 22 mm, round, plastic, red, 40 mm, positive latching, acc. to EN ISO 13850, rotate-to-unlatch, with yellow backing plate, inscription: Arrêt d'urgence, with holder, 1 NC, screw terminal



<b>Product brand name</b>	SIRIUS ACT
<b>Product designation</b>	EMERGENCY STOP mushroom pushbuttons
<b>Design of the product</b>	Complete unit
<b>Product type designation</b>	3SU1
<b>Manufacturer's article number</b>	
<ul style="list-style-type: none"> <li>• 1 of supplied contact module</li> <li>• of the supplied holder</li> <li>• of the supplied actuator</li> <li>• of supplied accessory</li> </ul>	<ul style="list-style-type: none"> <li><a href="#">3SU1400-1AA10-1CA0</a></li> <li><a href="#">3SU1500-0AA10-0AA0</a></li> <li><a href="#">3SU1000-1HB20-0AA0</a></li> <li><a href="#">3SU1900-0BC31-0GQ0</a></li> </ul>

<b>Enclosure</b>	
<b>Number of command points</b>	1

<b>Actuator</b>	
<b>Design of the operating mechanism</b>	positive latching
<b>Manner of function of the actuating element</b>	Latching
<b>Product extension optional Light source</b>	No
<b>Color</b>	
<ul style="list-style-type: none"> <li>• of the actuating element</li> </ul>	red
<b>Material of the actuating element</b>	plastic

Shape of the actuating element	round
Outer diameter of the actuating element	40 mm
Number of contact modules	1
Type of unlocking device	rotate-to-unlatch mechanism

#### Front ring

Product component front ring	No
------------------------------	----

#### Holder

Material of the holder	Plastic
------------------------	---------

#### Display

Number of LED modules	0
-----------------------	---

#### General technical data

<b>Product function</b>	
• positive opening	Yes
• EMERGENCY OFF function	Yes
• EMERGENCY STOP function	Yes
<b>Product component</b>	
• Light source	No
<b>Insulation voltage</b>	
• rated value	500 V
<b>Degree of pollution</b>	3
<b>Type of voltage</b>	
• of the operating voltage	AC/DC
<b>Surge voltage resistance rated value</b>	6 kV
<b>Protection class IP</b>	IP66, IP67, IP69(IP69K)
• of the terminal	IP20
<b>Degree of protection NEMA rating</b>	NEMA 1, 2, 3, 3R, 4, 4X, 12, 13
<b>Shock resistance</b>	
• acc. to IEC 60068-2-27	Sinusoidal half-wave 50 g / 11 ms
• for railway applications acc. to DIN EN 61373	Category 1, Class B
<b>Operating frequency maximum</b>	600 1/h
<b>Mechanical service life (switching cycles)</b>	
• typical	300 000
<b>Electrical endurance (switching cycles)</b>	
• typical	300 000
<b>Thermal current</b>	10 A
<b>Reference code acc. to DIN EN 81346-2</b>	S
<b>Reference code acc. to DIN EN 61346-2</b>	S
<b>Continuous current of the C characteristic MCB</b>	10 A; for a short-circuit current smaller than 400 A
<b>Continuous current of the quick DIAZED fuse link</b>	10 A
<b>Continuous current of the DIAZED fuse link gG</b>	10 A
<b>Operating voltage</b>	

- at AC
  - at 50 Hz rated value 5 ... 500 V
  - at 60 Hz rated value 5 ... 500 V
- at DC
  - rated value 5 ... 500 V

### Power Electronics

<b>Contact reliability</b>	One maloperation per 100 million (17 V, 5 mA), one maloperation per 10 million (5 V, 1 mA)
----------------------------	--

### Auxiliary circuit

<b>Design of the contact of auxiliary contacts</b>	Silver alloy
<b>Number of NC contacts for auxiliary contacts</b>	1
<b>Number of NO contacts for auxiliary contacts</b>	0
<b>Number of CO contacts</b>	
• for auxiliary contacts	0

### Connections/Terminals

<b>Type of electrical connection</b>	
• of modules and accessories	Screw-type terminal
<b>Type of connectable conductor cross-sections</b>	
• solid with core end processing	2x (0.5 ... 0.75 mm <sup>2</sup> )
• solid without core end processing	2x (1.0 ... 1.5 mm <sup>2</sup> )
• finely stranded with core end processing	2x (0.5 ... 1.5 mm <sup>2</sup> )
• finely stranded without core end processing	2x (1,0 ... 1,5 mm <sup>2</sup> )
• at AWG conductors	2x (18 ... 14)
<b>Tightening torque of the screws in the bracket</b>	1 ... 1.2 N·m
<b>Tightening torque</b>	
• for auxiliary contacts with screw-type terminals	0.8 ... 0.9 N·m

### Safety related data

<b>B10 value</b>	
• with high demand rate acc. to SN 31920	100 000
<b>Proportion of dangerous failures</b>	
• with low demand rate acc. to SN 31920	20 %
• with high demand rate acc. to SN 31920	20 %
<b>Failure rate [FIT]</b>	
• with low demand rate acc. to SN 31920	100 FIT
<b>T1 value for proof test interval or service life acc. to IEC 61508</b>	20 y

### Ambient conditions

<b>Ambient temperature</b>	
• during operation	-25 ... +70 °C
• during storage	-40 ... +80 °C

Environmental category during operation acc. to IEC 60721	3M6, 3S2, 3B2, 3C3, 3K6 (with relative air humidity of 10 ... 95 %, no condensation in operation permitted for all devices behind front panel)
---	--

Installation/ mounting/ dimensions	
• (mounting type)	front mounting
• Mounting type of modules and accessories	Front plate mounting
(height)	40 mm
Width	30 mm
Shape of the installation opening	round
Mounting diameter	22.3 mm
Positive tolerance of installation diameter	0.4 mm
Mounting height	46.4 mm
Installation width	75 mm
Installation depth	48.6 mm



Accessories	
Number of backing plates	1
Marking of backing plate	ARRET D'URGENCE
Color of backing plate	Yellow

### Certificates/approvals

General Product Approval	Declaration of Conformity
 CCC  CSA  UL	 EAC  CE EG-Konf.

[Miscellaneous](#)

Test Certificates	Marine / Shipping
<a href="#">Special Test Certificate</a> <a href="#">Type Test Certificates/Test Report</a>	 ABS  LRS  PRS  RINA

Marine / Shipping	other
 RMRS  DNV-GL DNVGL.COM/AF	<a href="#">Confirmation</a>

### Further information

Information- and Downloadcenter (Catalogs, Brochures,...)  
<http://www.siemens.com/industrial-controls/catalogs>

Industry Mall (Online ordering system)  
<https://mall.industry.siemens.com/mall/en/en/Catalog/product?mlfb=3SU1100-1HB20-1CJ0>

**Cax online generator**

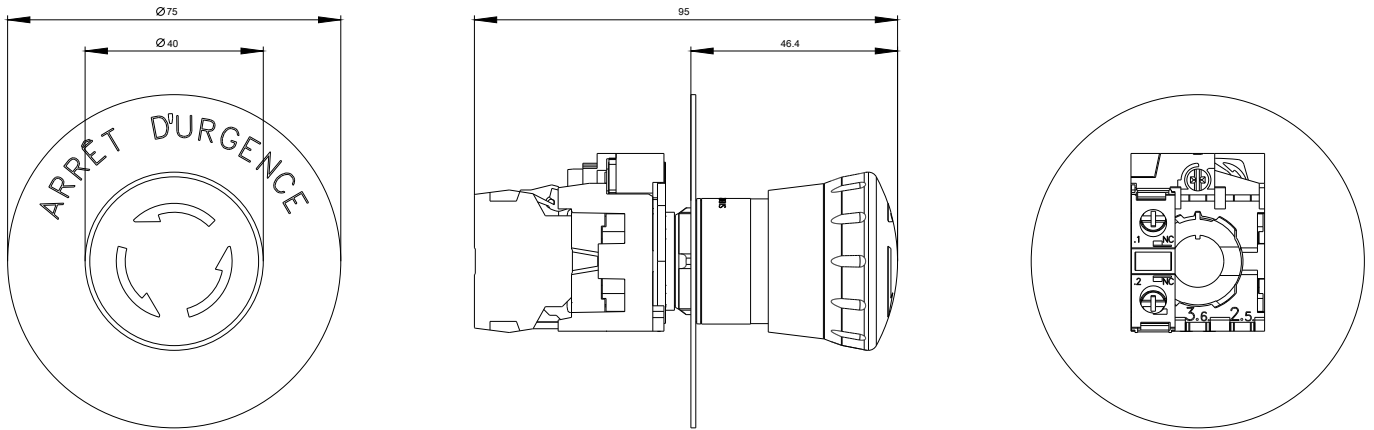
<http://support.automation.siemens.com/WW/CAXorder/default.aspx?lang=en&mlfb=3SU1100-1HB20-1CJ0>

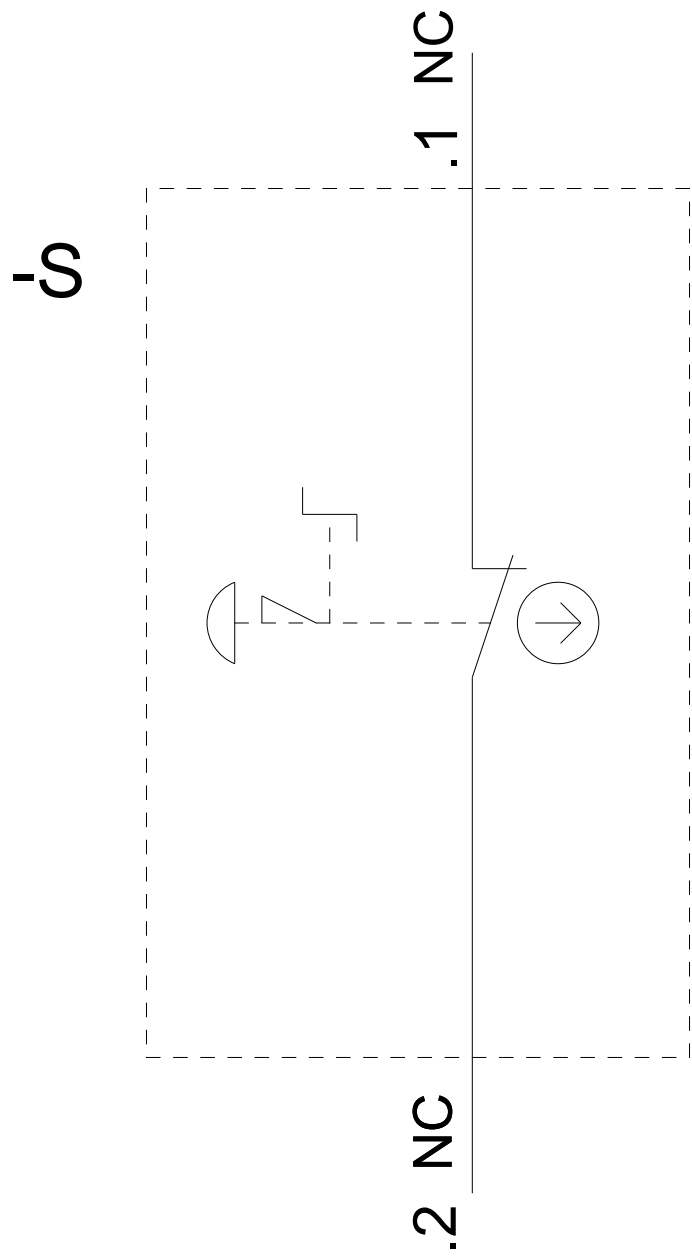
**Service&Support (Manuals, Certificates, Characteristics, FAQs,...)**

<https://support.industry.siemens.com/cs/ww/en/ps/3SU1100-1HB20-1CJ0>

**Image database (product images, 2D dimension drawings, 3D models, device circuit diagrams, EPLAN macros, ...)**

[http://www.automation.siemens.com/bilddb/cax\\_de.aspx?mlfb=3SU1100-1HB20-1CJ0&lang=en](http://www.automation.siemens.com/bilddb/cax_de.aspx?mlfb=3SU1100-1HB20-1CJ0&lang=en)





last modified:

06/03/2019