

MAIN CONTROL SWITCH 3-POLE IU=25, P/AC-23A  
AT 400V=9,5KW FRONT MOUNTING FOUR-HOLE  
MOUNTING ROTARY ACTUATOR BLACK



Model		
product brand name		SETRON
Product designation		Switch disconnecter
Design of the product		Switch Disconnecter 3LD
Design of the operating mechanism		4-hole
Type of the driving mechanism / motor drive		No
General technical data		
Number of poles		3
Type of device		fixed mounting
Operating frequency / maximum	1/h	50
Voltage		
Insulation voltage / rated value	V	690
Surge voltage resistance / rated value	kV	6
Protection class		
Protection class IP / on the front		IP65
Dissipation		
Power loss [W]		

- for rated value of the current / at AC / in hot operating state / per pole

W	1.1
---	-----

### Electricity

Continuous current / rated value	A	25
Short-time current resistance (I <sub>cw</sub> ) / at 690 V / limited to 1 s / rated value	A	640

### Main circuit

<b>Operating frequency</b>		
• initial value	Hz	50
• Full-scale value	Hz	60
<b>Operating power</b>		
• at AC-23 A / at 400 V / rated value	kW	9.5
• at AC-23 A / at 690 V / rated value	kW	9.5
• at AC-3 / at 400 V / rated value	kW	7.5
• at AC-3 / at 690 V / rated value	kW	7.5
<b>Operating voltage</b>		
• at AC / at 50/60 Hz / rated value	V	690

### Auxiliary circuit

Number of CO contacts / for auxiliary contacts		0
Number of NC contacts / for auxiliary contacts		0
Number of NO contacts / for auxiliary contacts		0
Operating voltage / of auxiliary contacts / at AC / maximum	V	500
Continuous current / of the auxiliary contact / rated value	A	10
Insulation voltage / of the auxiliary switch / rated value	V	500

### Suitability

<b>Suitability for use</b>		
• Main switch		Yes
• switch disconnector		Yes
• EMERGENCY OFF switch		No
• safety switch		Yes
• maintenance/repair switch		Yes

### Product details

Product feature / interlock		Yes
Product expansion / optional		
• motor drive		No
• Voltage trigger		No

### Connections

Type of connectable conductor cross-sections		
--	--	--

<ul style="list-style-type: none"> <li>• for auxiliary contacts <ul style="list-style-type: none"> <li>— solid</li> <li>— finely stranded / with core end processing</li> <li>— stranded</li> </ul> </li> </ul>		2x (0,75 ... 2,5 mm <sup>2</sup> ), 1x 4 mm <sup>2</sup> 2x (0.75 ... 1.5 mm <sup>2</sup> ), 1x 2.5 mm <sup>2</sup> 2x (0,75 ... 2,5 mm <sup>2</sup> ), 1x 4 mm <sup>2</sup>
<b>Type of electrical connection</b> <ul style="list-style-type: none"> <li>• for main current circuit</li> <li>• for auxiliary contacts</li> </ul>		box terminals connection terminals

### Requirements

<b>Design of the fuse link</b> <ul style="list-style-type: none"> <li>• for short-circuit protection of the main circuit / required</li> <li>• for short-circuit protection of the auxiliary switch / required</li> </ul>		fuse gL/gG: 25 A  fuse gL/gG: 10 A
---	--	--

### Mechanical Design

<b>Height</b>	mm	84
<b>Width</b>	mm	67
<b>Depth</b>	mm	92.5
<b>Mounting type</b>		front mounting
<b>Mounting type</b> <ul style="list-style-type: none"> <li>• front mounting with 4-hole attachment</li> <li>• front mounting with central attachment</li> <li>• rail mounting</li> </ul>		Yes No No
<b>Net weight</b>	g	189

### Environmental conditions

<b>Ambient temperature</b> <ul style="list-style-type: none"> <li>• during operation / minimum</li> <li>• during operation / maximum</li> </ul>	°C °C	-25 55
---	----------	-----------

### Certificates

<b>Equipment marking</b> <ul style="list-style-type: none"> <li>• acc. to DIN EN 61346-2</li> <li>• acc. to DIN EN 81346-2</li> </ul>		S SF
---	--	---------

## General Product Approval



CCC



CSA



UL



VDE



[sonstig](#)

Declaration of Conformity	Test Certificates	Shipping Approval	other
---------------------------	-------------------	-------------------	-------



EG-Konf.

[spezielle Prüfbescheinigung](#)  
n



GL



LRS



PRS

[Umweltbestätigung](#)

## Further information

**Information- and Downloadcenter (Catalogs, Brochures,...)**

<http://www.siemens.com/lowvoltage/catalogs>

**Industry Mall (Online ordering system)**

<https://eb.automation.siemens.com/mall/en/WW/Catalog/Product/3LD21030TK51>

**Service&Support (Manuals, Certificates, Characteristics, FAQs,...)**

<http://support.automation.siemens.com/WW/view/en/3LD21030TK51/all>

**Image database (product images, 2D dimension drawings, 3D models, device circuit diagrams, ...)**

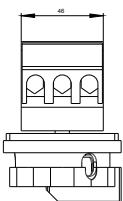
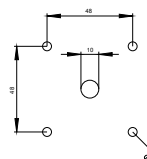
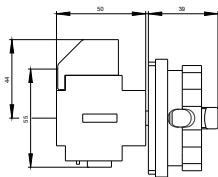
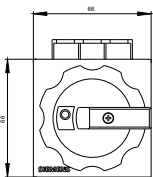
[http://www.automation.siemens.com/bilddb/cax\\_en.aspx?mlfb=3LD21030TK51](http://www.automation.siemens.com/bilddb/cax_en.aspx?mlfb=3LD21030TK51)

**CAX-Online-Generator**

<http://www.siemens.com/cax>

**Tender specifications**

<http://ausschreibungstexte.siemens.com/tiplv>



last modified:

02.02.2016