




**Sliver for SFF-TA-1002**

TE Internal #: 5-2340324-3

Internal I/O Connectors, Sliver for SFF-TA-1002, PCB Edge Card, Straddle Mount, Gen-Z / OCP NIC 3.0, 140 Position, 2 Row, Sliver for SFF-TA-1002

[View on TE.com >](#)

Connectors > PCB Connectors > Internal I/O Connectors



Internal I/O Connector Type: **Sliver for SFF-TA-1002**

Connector Mates With: **PCB Edge Card**

PCB Mount Orientation: **Straddle Mount**

Industry Standard: **Gen-Z, OCP NIC 3.0**

Number of Positions: **140**

**Features**

**Product Type Features**

Internal I/O Connector Type	Sliver for SFF-TA-1002
Connector Mates With	PCB Edge Card
Shell	Without
Sealable	No
Connector & Contact Terminates To	Printed Circuit Board

**Configuration Features**

PCB Mount Orientation	Straddle Mount
Number of Positions	140
Number of Rows	2

**Contact Features**

Contact Mating Area Plating Material	Gold
Contact Underplating Material	Nickel
PCB Contact Termination Area Plating Material	Tin
Contact Base Material	Copper Alloy



Contact Current Rating (Max)	1.1 A
Contact Mating Area Plating Material Thickness	.762 $\mu$ m[30 $\mu$ in]

### Termination Features

Termination Method to Printed Circuit Board	Surface Mount
---------------------------------------------	---------------

### Mechanical Attachment

Connector Mounting Type	Board Mount
-------------------------	-------------

### Housing Features

Centerline (Pitch)	.6 mm[.023 in]
--------------------	----------------

### Usage Conditions

Operating Temperature Range	-55 – 85 °C[-67 – 185 °F]
-----------------------------	---------------------------

### Operation/Application

Circuit Application	Signal
---------------------	--------

### Industry Standards

Industry Standard	Gen-Z, OCP NIC 3.0
-------------------	--------------------

## Product Compliance

[For compliance documentation, visit the product page on TE.com>](#)

EU RoHS Directive 2011/65/EU	Compliant
EU ELV Directive 2000/53/EC	Compliant
China RoHS 2 Directive MIIT Order No 32, 2016	No Restricted Materials Above Threshold
EU REACH Regulation (EC) No. 1907/2006	Current ECHA Candidate List: JUNE 2022 (224) Candidate List Declared Against: JUNE 2022 (224) Does not contain REACH SVHC
Halogen Content	Low Halogen - Br, Cl, F, I < 900 ppm per homogenous material. Also BFR/CFR/PVC Free
Solder Process Capability	Not reviewed for solder process capability

#### Product Compliance Disclaimer



This information is provided based on reasonable inquiry of our suppliers and represents our current actual knowledge based on the information they provided. This information is subject to change. The part numbers that TE has identified as EU RoHS compliant have a maximum concentration of 0.1% by weight in homogenous materials for lead, hexavalent chromium, mercury, PBB, PBDE, DBP, BBP, DEHP, DIBP, and 0.01% for cadmium, or qualify for an exemption to these limits as defined in the Annexes of Directive 2011/65/EU (RoHS2). Finished electrical and electronic equipment products will be CE marked as required by Directive 2011/65/EU. Components may not be CE marked. Additionally, the part numbers that TE has identified as EU ELV compliant have a maximum concentration of 0.1% by weight in homogenous

materials for lead, hexavalent chromium, and mercury, and 0.01% for cadmium, or qualify for an exemption to these limits as defined in the Annexes of Directive 2000/53/EC (ELV). Regarding the REACH Regulation, the information TE provides on SVHC in articles for this part number is based on the latest European Chemicals Agency (ECHA) 'Guidance on requirements for substances in articles' posted at this URL: <https://echa.europa.eu/guidance-documents/guidance-on-reach>

## Compatible Parts



## Also in the Series | Sliver for SFF-TA-1002



## Documents

### CAD Files

#### 3D PDF

3D

#### Customer View Model

[ENG\\_CVM\\_CVM\\_5-2340324-3\\_9.2d\\_dxf.zip](#)

English

#### Customer View Model

[ENG\\_CVM\\_CVM\\_5-2340324-3\\_9.3d\\_igs.zip](#)

English

#### Customer View Model

[ENG\\_CVM\\_CVM\\_5-2340324-3\\_9.3d\\_stp.zip](#)

English

By downloading the CAD file I accept and agree to the [Terms and Conditions](#) of use.

### Product Specifications

#### Application Specification

English

#### Application Specification



English

---

[Agency Approvals](#)

[UL Report](#)

English