

Series 5110

- Short, compact size
- Board-to-board contacting
- For use in charging units

Mechanical Data

Center	4.00 mm/160 mil
Full Travel	3.50 mm
Working Travel	2.80 mm
Pre-loaded Spring Force	0.25/ 0.30/ 0.45/ 0.50/ 1.00 N
Spring Force at Working Travel	0.80/ 1.20/ 1.50/ 2.50/ 3.50 N

Electrical Data

Max. Current Rating	10.0 A
Typical Continuity Resistance	<= 10 mOhm

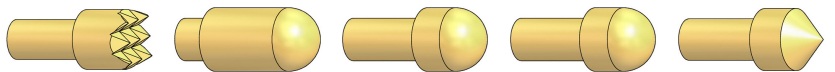
Materials

Barrel	Brass, gold plated
Spring	Stainless Steel, gold plated
Plunger	CuBe
Receptacle	Brass, gold plated

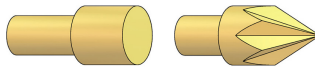
Recommended Diameter of Drill

HP 2361.1 (Trolitax)	2.64 mm
HGW 2372	2.65 mm

Tip style - Diameter - Plating

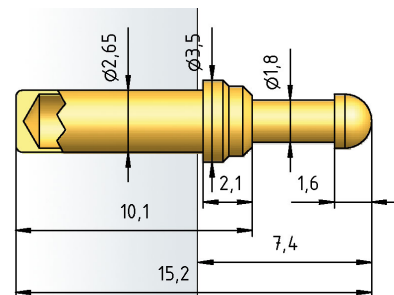


C	D1	D	D	E
2.30C Au 3.50C Au	2.30C Au	2.30C Au	2.03C Au	2.30C Au

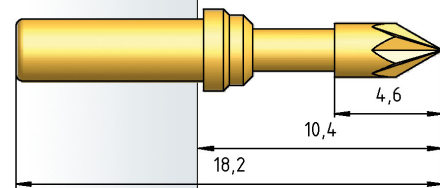


F	K2
2.30C Au	2.30C Au

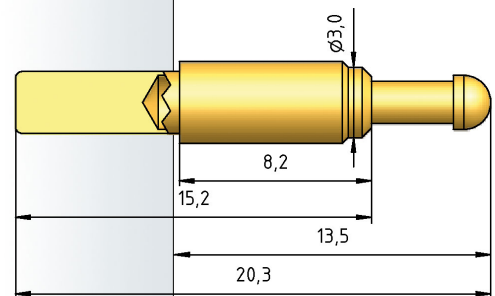
5110/S



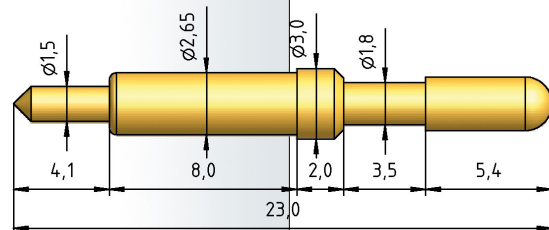
5110-K2



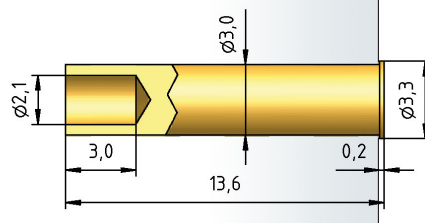
5110/S.02



5110/1-D1



H 5110



How to Order

5110	D	1.5 N	Au	2.3	C
1	2	3	4	5	6

1. Series 2. Tip Style 3. Spring Force
4. Tip Plating 5. Tip Diameter 6. Tip Material (only for CuBe)