

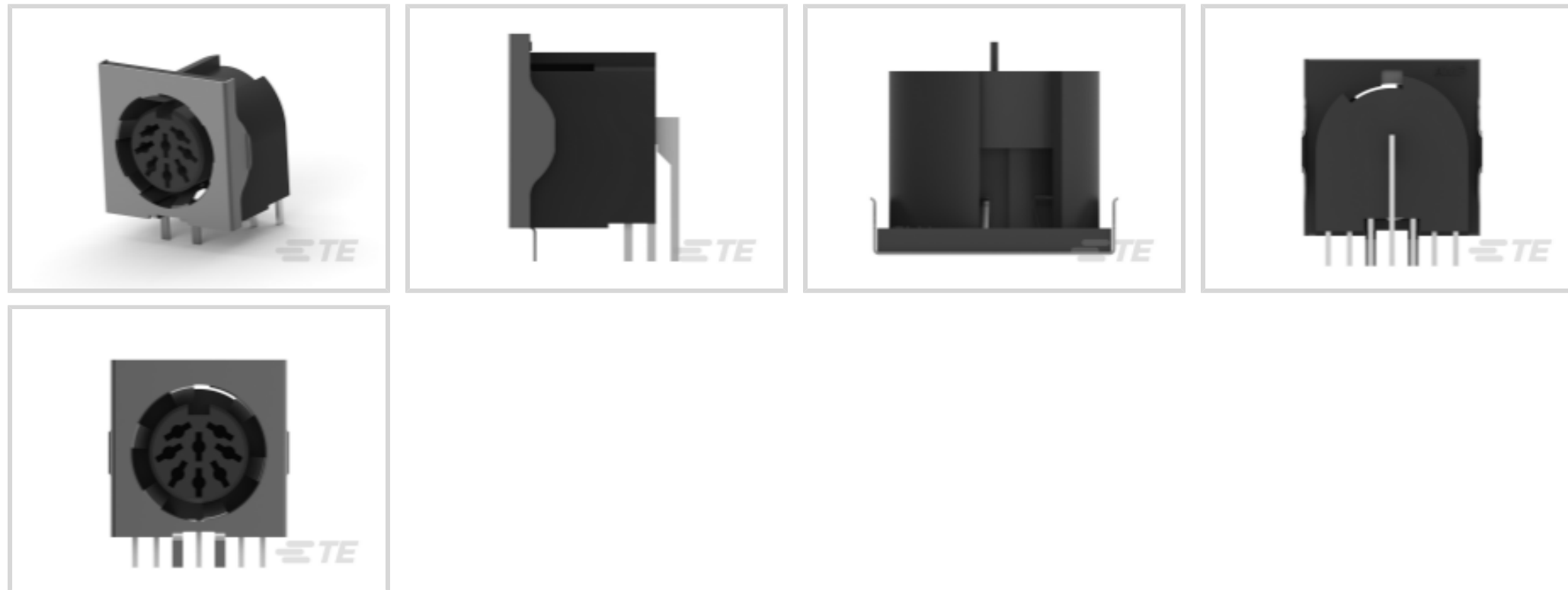


TE Internal #: 5212034-1

DIN Connectors, Circular DIN, Receptacle, Wire-to-Board / Wire-to-Panel, 8 Position, Selectively Loaded, Mating Alignment, Keyed Mating Alignment Type

[View on TE.com >](#)

Connectors > Circular Connectors > DIN Connectors



Circular DIN Connector Type: **Circular DIN**
 Connector & Housing Type: **Receptacle**
 Connector System: **Wire-to-Board, Wire-to-Panel**
 Number of Positions: **8**
 Connector Contact Load Condition: **Selectively Loaded**

Features

Product Type Features

ESD Protection	Without
Circular DIN Connector Type	Circular DIN
Connector & Housing Type	Receptacle
Connector System	Wire-to-Board, Wire-to-Panel
Sealable	No
Connector & Contact Terminates To	Printed Circuit Board
Connector Type	Header
Shape	Circular
Shielded	Yes
Strain Relief	With
Wire/Cable Type	Discrete Wire
Product Type	Connector

Configuration Features

Number of Positions	8
Connector Contact Load Condition	Selectively Loaded



PCB Mount Orientation	Right Angle
-----------------------	-------------

Electrical Characteristics

Hot Pluggable	No
Operating Voltage	250 VAC

Body Features

Shield Underplate Material	Nickel
Shield Plating Thickness	2.54 μm [100 μin]
Shield Underplate Thickness	1.27 μm [50 μin]
Shield Plating Material	Tin over Nickel
Shield Material	Brass

Contact Features

Contact Layout	Staggered
Reverse Gender	No
Contact Base Material	Brass
Contact Current Rating (Max)	7.5 A
Contact Design	Tuning Fork
Contact Termination Area Plating Material	Tin
Contact Type	Socket
Contact Transmits (Typical)	Power, Signal (Data), Signal (Data)/Power
Contact Mating Area Plating Thickness	2.54 μm [100 μin]
Contact Mating Area Plating Material	Tin over Nickel
Contact Termination Area Plating Thickness	2.54 μm [100 μin]

Termination Features

Termination Method to Printed Circuit Board	Through Hole - Solder
---	-----------------------

Mechanical Attachment

PCB Mount Alignment Type	Solder Tail Layout
PCB Mount Alignment	With
Panel Mount Feature	With
Panel Mount Feature Type	Self-Tapping Screw
Mating Alignment	With
Mating Alignment Type	Keyed
PCB Mount Retention	With



PCB Mount Retention Type	Kinked Legs
--------------------------	-------------

Connector Mounting Type	Panel Mount
-------------------------	-------------

Mating Retention	Without
------------------	---------

Housing Features

Centerline (Pitch)	2.49 mm[.1 in]
--------------------	----------------

Housing Color	Black
---------------	-------

Housing Material	Nylon
------------------	-------

Dimensions

Width	15.75 mm[.62 in]
-------	------------------

Tail Length	3.56 mm[.14 in]
-------------	-----------------

Length	20.07 mm[.79 in]
--------	------------------

Height	21.84 mm[.86 in]
--------	------------------

PCB Thickness (Recommended)	2.36 mm
-----------------------------	---------

Usage Conditions

Operating Temperature Range	-55 – 105 °C[-67 – 221 °F]
-----------------------------	----------------------------

Operation/Application

Circuit Application	Signal
---------------------	--------

Industry Standards

CSA File Number	LR 3507
-----------------	---------

VDE Tested	No
------------	----

Agency/Standard	CSA, UL
-----------------	---------

UL Rating	Recognized
-----------	------------

UL File Number	E28476
----------------	--------

UL Flammability Rating	UL 94V-0
------------------------	----------

Packaging Features

Packaging Method	Tray
------------------	------

Packaging Quantity	100
--------------------	-----

Other

Comment	For applications requiring a 3-position connector, use a 5-position connector (contact positions 4 and 5 not used).
---------	---

Product Compliance

[For compliance documentation, visit the product page on TE.com>](#)

EU RoHS Directive 2011/65/EU	Compliant
EU ELV Directive 2000/53/EC	Compliant
China RoHS 2 Directive MIIT Order No 32, 2016	No Restricted Materials Above Threshold
EU REACH Regulation (EC) No. 1907/2006	Current ECHA Candidate List: JAN 2022 (223) Candidate List Declared Against: JAN 2021 (211) SVHC > Threshold: Not Yet Reviewed
Halogen Content	Not Low Halogen - contains Br or Cl > 900 ppm.
Solder Process Capability	Wave solder capable to 265°C


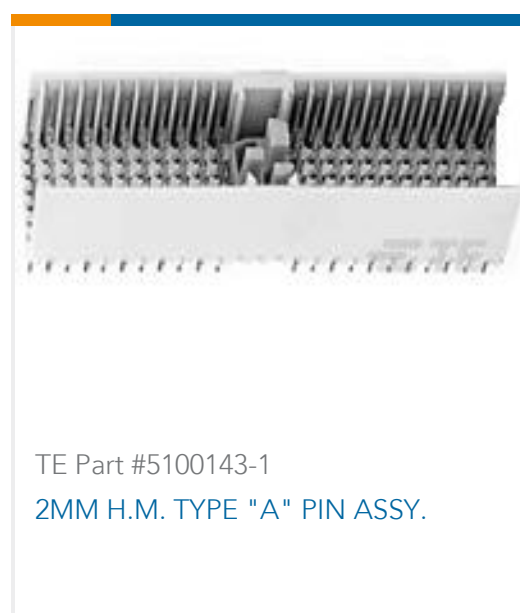

Product Compliance Disclaimer

This information is provided based on reasonable inquiry of our suppliers and represents our current actual knowledge based on the information they provided. This information is subject to change. The part numbers that TE has identified as EU RoHS compliant have a maximum concentration of 0.1% by weight in homogenous materials for lead, hexavalent chromium, mercury, PBB, PBDE, DBP, BBP, DEHP, DIBP, and 0.01% for cadmium, or qualify for an exemption to these limits as defined in the Annexes of Directive 2011/65/EU (RoHS2). Finished electrical and electronic equipment products will be CE marked as required by Directive 2011/65/EU. Components may not be CE marked. Additionally, the part numbers that TE has identified as EU ELV compliant have a maximum concentration of 0.1% by weight in homogenous materials for lead, hexavalent chromium, and mercury, and 0.01% for cadmium, or qualify for an exemption to these limits as defined in the Annexes of Directive 2000/53/EC (ELV). Regarding the REACH Regulation, the information TE provides on SVHC in articles for this part number is based on the latest European Chemicals Agency (ECHA) 'Guidance on requirements for substances in articles' posted at this URL: <https://echa.europa.eu/guidance-documents/guidance-on-reach>

Compatible Parts



Customers Also Bought



Documents

Product Drawings

8 CIRC DIN RCPT GRND SHLD

English

CAD Files

3D PDF

English

Customer View Model

[ENG_CVM_5212034-1_O.2d_dxf.zip](#)

English

Customer View Model

[ENG_CVM_5212034-1_O.3d_igs.zip](#)

English

Customer View Model

[ENG_CVM_5212034-1_O.3d_stp.zip](#)

English

By downloading the CAD file I accept and agree to the [Terms and Conditions](#) of use.

Product Specifications



Application Specification

English

Agency Approvals

Agency Approval Document

English