

5787170-5 ✓ ACTIVE

AMPLIMITE | AMPLIMITE 0.50 Series

TE Internal #: 5787170-5

AMPLIMITE 0.50 Series, PCB D-Sub Connectors, Receptacle, Cable-to-Board, 50 Position, .05 in [1.27 mm] Centerline, 2 Row, Standard Profile

[View on TE.com >](#)



Connectors > D-Shaped Connectors > D-Sub Connectors > PCB D-Sub Connectors > D-Sub Receptacle Assembly: Right Angle, 1.27mm



Connector & Housing Type: **Receptacle**

Connector System: **Cable-to-Board**

Number of Positions: **50**

Centerline (Pitch): **1.27 mm [.05 in]**

Number of Rows: **2**

[All D-Sub Receptacle Assembly: Right Angle, 1.27mm \(76\)](#)

Features

Product Type Features

Grounding Indents	Without
Shell Type	Full Metal Shell
Connector & Housing Type	Receptacle
Connector System	Cable-to-Board
Sealable	No
Connector & Contact Terminates To	Printed Circuit Board
Shielded	Yes
Connector Type	Connector Assembly
Product Type	Connector

Configuration Features

Number of Positions	50
Number of Rows	2
PCB Mount Orientation	Right Angle



Body Features

Bracket Material	Zinc
Shell Plating Finish	Bright
Bracket Plating Material	Nickel over Copper
Post Plating Material	Tin over Nickel
Connector Profile	Standard
Shell Plating Material	Nickel over Copper
Shell Material	Carbon Steel
	.012 in

Contact Features

Contact Mating Area Plating Material	Gold, Gold Flash
Contact Underplating Material	Palladium Nickel
PCB Contact Termination Area Plating Material	Tin-Lead
Contact Base Material	Phosphor Bronze
Contact Current Rating (Max)	1 A
	30 μ in

Termination Features

Termination Method to Printed Circuit Board	Through Hole - Solder
Termination Post Length	2.54 mm [.1 in]

Mechanical Attachment

PCB Mount Alignment	Without
PCB Mount Retention	With
PCB Mount Retention Type	Boardlock
Mating Retention	Without
Connector Mounting Type	Board Mount
Boardlock Plating Material	Tin over Nickel
Boardlock Material	Copper Alloy
Mating Alignment	Without
	.109 in

Housing Features

Centerline (Pitch)	1.27 mm [.05 in]
Housing Material	Thermoplastic



Housing Color	Black
---------------	-------

Dimensions

Row-to-Row Spacing	2.54 mm[.1 in]
PCB Thickness (Recommended)	1.57 mm[.062 in]

Usage Conditions

Operating Temperature Range	-55 – 105 °C[-67 – 221 °F]
-----------------------------	----------------------------

Operation/Application

Circuit Application	Signal
---------------------	--------

Industry Standards

Approved Standards	UL E28476
UL Flammability Rating	UL 94V-0

Packaging Features

Packaging Method	Tube
Packaging Quantity	10

Product Compliance

[For compliance documentation, visit the product page on TE.com>](#)

EU RoHS Directive 2011/65/EU	Compliant
EU ELV Directive 2000/53/EC	Compliant
China RoHS 2 Directive MIIT Order No 32, 2016	No Restricted Materials Above Threshold
EU REACH Regulation (EC) No. 1907/2006	Current ECHA Candidate List: JAN 2022 (223) Candidate List Declared Against: JUL 2021 (219) SVHC > Threshold: Not Yet Reviewed
Halogen Content	Not Low Halogen - contains Br or Cl > 900 ppm.
Solder Process Capability	Reflow solder capable to 260°C

Product Compliance Disclaimer

This information is provided based on reasonable inquiry of our suppliers and represents our current actual knowledge based on the information they provided. This information is subject to change. The part numbers that TE has identified as EU RoHS compliant have a maximum concentration of 0.1% by weight in homogenous materials for lead, hexavalent chromium, mercury, PBB, PBDE, DBP, BBP, DEHP, DIBP, and 0.01% for cadmium, or qualify for an exemption to these limits as defined in the Annexes of Directive 2011/65/EU (RoHS2). Finished electrical and electronic equipment products will be CE marked as required by Directive 2011/65/EU. Components may not be CE marked. Additionally, the part numbers that TE has identified as EU ELV compliant have a maximum concentration of 0.1% by weight in homogenous materials for lead, hexavalent chromium, and mercury, and 0.01% for cadmium, or qualify for an exemption to these limits

as defined in the Annexes of Directive 2000/53/EC (ELV). Regarding the REACH Regulation, the information TE provides on SVHC in articles for this part number is based on the latest European Chemicals Agency (ECHA) 'Guidance on requirements for substances in articles' posted at this URL: <https://echa.europa.eu/guidance-documents/guidance-on-reach>

Compatible Parts



TE Part # 5749111-4
50 50SR CABLE PLUG ASSY



TE Part # 5749699-5
50 50SR CABLE RCPT KIT



TE Part # CAT-AM7-22507
IDC D-Sub: Connector Kit, Plug, Signal, 1.27 mm



TE Part # 5390377-5
50 POS A/P PLUG 25 CL 30AU



TE Part # 5749210-5
50 50SR CABLE RCPT ASSY



TE Part # 750644-1
50SR SCREWLOCK KIT,FEMALE




TE Part # CAT-022-DPARA127
D-Sub Plug Assembly: Standard, Right Angle, 1.27mm



TE Part # 5-750450-1
50 50SR PANEL MOUNT RCPT, ROHS


Also in the Series | AMPLIMITE 0.50 Series



D-Sub Backshells & Clamps(31)




D-Sub Covers(20)



D-Sub Locking & Mounting(8)



IDC D-Sub Connectors(77)



Insertion & Extraction Tools(1)



PCB D-Sub Connectors(195)

Customers Also Bought



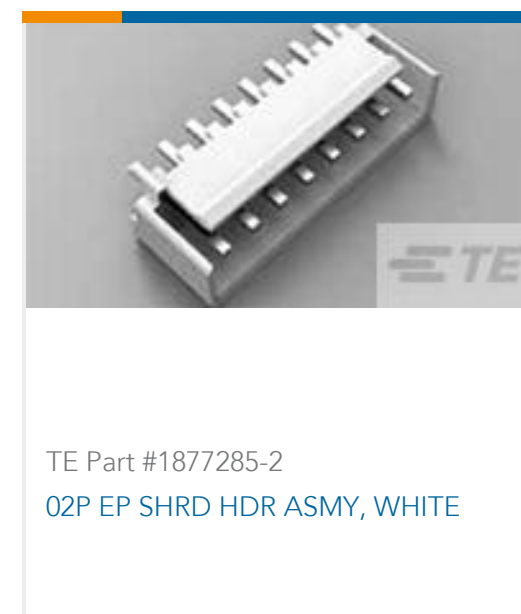
TE Part #5102321-9
A/L UNIV HDR 40P VERT LG LAT



TE Part #1-2176051-5
RLP73N 1J R20 1% 1K RL



TE Part #2-1879461-9
RL73H 2A R20 1% 1K RL



TE Part #1877285-2
02P EP SHRD HDR ASMY, WHITE



TE Part #1676391-2
RN 0805 5K9 0.1% 10PPM 1KRL



TE Part #2-2176397-4
3502 9R1 1%



TE Part #1218124-5
50 POS, ASSY, PLUG, LOW PROF, 109



TE Part #443975-5
AMPLIMITE, RCPT ASY, POSTD, 109, 5

Documents

Product Drawings

[50 50SR R/A RCPT ASSY, RDSN L/F](#)

English

CAD Files

[3D PDF](#)

3D

Customer View Model

[ENG_CVM_CVM_5787170-5_A.2d_dxf.zip](#)

English

Customer View Model

[ENG_CVM_CVM_5787170-5_A.3d_igs.zip](#)

English

Customer View Model

[ENG_CVM_CVM_5787170-5_A.3d_stp.zip](#)

English

By downloading the CAD file I accept and agree to the [Terms and Conditions](#) of use.

Datasheets & Catalog Pages

[AMPLIMITE Subminiature D Connectors - .050 Series Connector](#)

English

[AMPLIMITE .050 Series D-sub Connectors QRG](#)

English

Product Specifications

[Application Specification](#)

English



Product Environmental Compliance

[MD_5787170-5_06262018048_dmtec](#)

English

[MD_5787170-5_06262018048_dmtec](#)

English

Agency Approvals

[UL](#)

English