

Miniature circuit breaker 230 V 6kA, 1+N-pole/1 MW, C 8 A



Model	
Product brand name	SENTRON
Product designation	Miniature circuit breaker
Design of the product	5SY60 miniature circuit breakers
General technical data	
Number of poles	2
Number of poles / Note	1P+N
Tripping characteristic class	C
circuit-breaker / Design	5SY60
Mechanical service life (switching cycles) / typical	10 000
Overvoltage category	3
Voltage	
Type of voltage	AC
Insulation voltage	
<ul style="list-style-type: none"> • at AC / rated value • with single-phase operation / at AC / rated value 	<p>250 V</p> <p>250 V</p>
Supply voltage	




Supply voltage / at AC / rated value	230 V
Supply voltage frequency / rated value	50 Hz
Protection class	
Protection class IP	IP20, with connected conductors
Energy limiting class	3
Switching capacity	
Switching capacity current	
• acc. to EN 60898 / rated value	6 kA
Dissipation	
Power loss [W]	
• at N pole / at rated current / at AC / during operation	0.249 W
• for rated value of the current / at AC / in hot operating state / per pole	1.3 W
Electricity	
Tripping residual / rated value / derated current / at 40 Cel	7.52 A
Current / at AC / rated value	8 A
Main circuit	
Operating voltage	
• minimum	24 V
• with single-phase operation / at AC / maximum	250 V
Suitability for operation	Residential buildings/infrastructure
Product details	
Product feature / Touch protection	Yes
Product feature	
• halogen-free	Yes
• sealable	Yes
• silicon-free	Yes
Product extension / can be installed / supplementary devices	Yes
Product function	
Product function / neutral conductor switching	Yes
Number	
Number of test cycles / for environmental testing / acc. to IEC 60068-2-30	6
Connections	
Connectable conductor cross-section / stranded	
• minimum	0.75 mm ²
• maximum	16 mm ²

Connectable conductor cross-section	
<ul style="list-style-type: none"> • solid <ul style="list-style-type: none"> — minimum 0.75 mm² — maximum 16 mm² • finely stranded / with core end processing <ul style="list-style-type: none"> — minimum 0.75 mm² — maximum 10 mm² 	
Tightening torque / with screw-type terminals	
<ul style="list-style-type: none"> • minimum 2 N·m • maximum 2.5 N·m 	
Position / of power supply cord	Any

Mechanical Design	
Height	90 mm
Depth	76 mm
Mounting position	any
Installation depth	70 mm
Number of width units	1
Net weight	124 g

Environmental conditions	
Degree of pollution	2
Influence of the surrounding temperature	Periodically +55°C, max. 95% humidity
Vibration resistance / acc. to IEC 60068-2-6	Yes
Ambient temperature	
<ul style="list-style-type: none"> • minimum -25 °C • maximum 45 °C • during storage / minimum -40 °C • during storage / maximum 75 °C 	

Certificates	
Reference code	
<ul style="list-style-type: none"> • acc. to DIN EN 81346-2 	F

General Product Approval	Declaration of Conformity	Test Certificates
 CCC  VDE	 EG-Konf.	Miscellaneous Miscellaneous

Further information
Information- and Downloadcenter (Catalogs, Brochures,...)
<http://www.siemens.com/lowvoltage/catalogs>

Industry Mall (Online ordering system)

<https://mall.industry.siemens.com/mall/en/en/Catalog/product?mlfb=5SY6008-7>

Service&Support (Manuals, Certificates, Characteristics, FAQs,...)

<https://support.industry.siemens.com/cs/ww/en/ps/5SY6008-7>

Image database (product images, 2D dimension drawings, 3D models, device circuit diagrams, ...)

http://www.automation.siemens.com/bilddb/cax_en.aspx?mlfb=5SY6008-7

CAX-Online-Generator

<http://www.siemens.com/cax>

Tender specifications

<http://www.siemens.com/specifications>

