

Miniature circuit breaker 230 V 6kA, 1+N-pole/1 MW, B 16 A



Model	
Product brand name	SENTRON
Product designation	Miniature circuit breaker
Design of the product	5SY60 miniature circuit breakers
General technical data	
Number of poles	2
Number of poles / Note	1P+N
Tripping characteristic class	B
circuit-breaker / Design	5SY60
Mechanical service life (switching cycles) / typical	10 000
Overvoltage category	3
Voltage	
Type of voltage	AC
Insulation voltage	
<ul style="list-style-type: none"> <li>at AC / rated value</li> </ul>	250 V
<ul style="list-style-type: none"> <li>with single-phase operation / at AC / rated value</li> </ul>	250 V
Supply voltage	





Supply voltage / at AC / rated value	230 V
Supply voltage frequency / rated value	50 Hz
<b>Protection class</b>	
Protection class IP	IP20, with connected conductors
Energy limiting class	3
<b>Switching capacity</b>	
Switching capacity current	
• acc. to EN 60898 / rated value	6 kA
<b>Dissipation</b>	
Power loss [W]	
• at N pole / at rated current / at AC / during operation	1.018 W
• for rated value of the current / at AC / in hot operating state / per pole	2.3 W
<b>Electricity</b>	
Tripping residual / rated value / derated current / at 40 Cel	15.2 A
Current / at AC / rated value	16 A
<b>Main circuit</b>	
Operating voltage	
• minimum	24 V
• with single-phase operation / at AC / maximum	250 V
Suitability for operation	Residential buildings/infrastructure
<b>Product details</b>	
Product feature / Touch protection	Yes
Product feature	
• halogen-free	Yes
• sealable	Yes
• silicon-free	Yes
Product extension / can be installed / supplementary devices	Yes
<b>Product function</b>	
Product function / neutral conductor switching	Yes
<b>Number</b>	
Number of test cycles / for environmental testing / acc. to IEC 60068-2-30	6
<b>Connections</b>	
Connectable conductor cross-section / stranded	
• minimum	0.75 mm <sup>2</sup>
• maximum	16 mm <sup>2</sup>

<b>Connectable conductor cross-section</b>	
<ul style="list-style-type: none"> <li>• solid <ul style="list-style-type: none"> <li>— minimum 0.75 mm<sup>2</sup></li> <li>— maximum 16 mm<sup>2</sup></li> </ul> </li> <li>• finely stranded / with core end processing <ul style="list-style-type: none"> <li>— minimum 0.75 mm<sup>2</sup></li> <li>— maximum 10 mm<sup>2</sup></li> </ul> </li> </ul>	
<b>Tightening torque / with screw-type terminals</b>	
<ul style="list-style-type: none"> <li>• minimum 2 N·m</li> <li>• maximum 2.5 N·m</li> </ul>	
<b>Position / of power supply cord</b>	
	Any

Mechanical Design	
Height	90 mm
Depth	76 mm
Mounting position	any
Installation depth	70 mm
Number of width units	1
Net weight	109 g

Environmental conditions	
Degree of pollution	2
Influence of the surrounding temperature	Periodically +55°C, max. 95% humidity
Vibration resistance / acc. to IEC 60068-2-6	Yes
<b>Ambient temperature</b>	
<ul style="list-style-type: none"> <li>• minimum -25 °C</li> <li>• maximum 45 °C</li> <li>• during storage / minimum -40 °C</li> <li>• during storage / maximum 75 °C</li> </ul>	

Certificates	
Reference code	F
<ul style="list-style-type: none"> <li>• acc. to DIN EN 81346-2</li> </ul>	

General Product Approval	Declaration of Conformity	Test Certificates
 CCC  IMQ  VDE	<a href="#">Miscellaneous</a>  EG-Konf.	<a href="#">Miscellaneous</a>

**Further information**  
**Information- and Downloadcenter (Catalogs, Brochures,...)**  
<http://www.siemens.com/lowvoltage/catalogs>

**Industry Mall (Online ordering system)**

<https://mall.industry.siemens.com/mall/en/en/Catalog/product?mlfb=5SY6016-6>

**Service&Support (Manuals, Certificates, Characteristics, FAQs,...)**

<https://support.industry.siemens.com/cs/ww/en/ps/5SY6016-6>

**Image database (product images, 2D dimension drawings, 3D models, device circuit diagrams, ...)**

[http://www.automation.siemens.com/bilddb/cax\\_en.aspx?mlfb=5SY6016-6](http://www.automation.siemens.com/bilddb/cax_en.aspx?mlfb=5SY6016-6)

**CAX-Online-Generator**

<http://www.siemens.com/cax>

**Tender specifications**

<http://www.siemens.com/specifications>

