

switching relay with 2 NO, contact for 230V AC 16A control 24V AC



Figure similar

Model	
Product brand name	SETRON
Product designation	Switching relays
Design of the product	With 2 NO contacts
Design of the switching function	2 NO

General technical data	
Operating range factor / of control voltage_1	0.8
Electrical endurance (switching cycles)	50 000
Galvanic isolation / between magnet coil and contact	Yes
Switching voltage / of the contacts / at AC / minimum	10 V
Switching current / at AC / per contact / minimum	100 mA
Power loss [V·A] / of magnet coil / with pulse / rated value	3 V·A

Voltage	
Control voltage / at AC / rated value / maximum	24 V
Surge voltage resistance / rated value	4 kV
Supply voltage	400 V

Supply voltage	
Supply voltage / minimum	400 V
Type of voltage / of the supply voltage	AC
Protection class	
Protection class IP	IP20, with connected conductors
Switching capacity	
Switching capacity apparent power	
<ul style="list-style-type: none"> • for uncompensated fluorescent lamp load 	400 V·A
Switching capacity current / at cos phi 0.6	16 A
Switching capacity active power / with filament lamp load	1 200 W
Dissipation	
Power loss [W]	
<ul style="list-style-type: none"> • for rated value of the current / at AC / in hot operating state / per pole 	1 W
<ul style="list-style-type: none"> • at 16 A / per contact / rated value 	1 W
<ul style="list-style-type: none"> • of magnet coil / with pulse / rated value 	2.4 W
Main circuit	
Operating frequency / rated value	50 Hz
Operating voltage / at AC / rated value / maximum	400 V
Operating current	
<ul style="list-style-type: none"> • rated value 	16 A
<ul style="list-style-type: none"> • at cos phi 0.6 ... 1 / rated value 	16 A
Control current	
Type of voltage	
<ul style="list-style-type: none"> • of control voltage_1 	AC
Control voltage	
<ul style="list-style-type: none"> • _1 / initial value 	24 V
<ul style="list-style-type: none"> • _1 / Full-scale value 	24 V
Control voltage frequency	
<ul style="list-style-type: none"> • _1 / initial value 	50 Hz
<ul style="list-style-type: none"> • _1 / Full-scale value 	50 Hz
Operating range factor / of control voltage_2	1.1
Product function	
Product function / direct operation	Yes
Inputs Outputs	
Relay design	partially electronic
Number	
Number of terminals / with cross-head screw	1

Number of NC contacts	0
Number of NO contacts	2
Number of CO contacts	0

Connections

Connectable conductor cross-section

- | |
|--|
| <ul style="list-style-type: none"> • for flexible conductor / with core end processing <ul style="list-style-type: none"> — minimum 1 mm² — maximum 6 mm² • for rigid conductor <ul style="list-style-type: none"> — minimum 1 mm² — maximum 6 mm² |
|--|




Mechanical Design

Width of opening / of the contacts	1.2 mm
Mounting position	any
Installation depth	90 mm
Number of width units	1
Mounting type	DIN rail
Required spacing / for live parts	6 mm

Environmental conditions

- | |
|---|
| Ambient temperature <ul style="list-style-type: none"> • minimum -10 °C • maximum 40 °C |
|---|

Certificates

General Product Approval		Declaration of Conformity	Test Certificates
 CCC	 VDE	Miscellaneous  EG-Konf.	Miscellaneous

Further information

Information- and Downloadcenter (Catalogs, Brochures,...)

<http://www.siemens.com/lowvoltage/catalogs>

Industry Mall (Online ordering system)

<https://mall.industry.siemens.com/mall/en/en/Catalog/product?mlfb=5TT4202-2>

Service&Support (Manuals, Certificates, Characteristics, FAQs,...)

<https://support.industry.siemens.com/cs/ww/en/ps/5TT4202-2>

Image database (product images, 2D dimension drawings, 3D models, device circuit diagrams, ...)

http://www.automation.siemens.com/bilddb/cax_en.aspx?mlfb=5TT4202-2

CAX-Online-Generator

<http://www.siemens.com/cax>

Tender specifications

<http://www.siemens.com/specifications>

