

switching relay with 1 CO contact for 230V AC 16A control 230V AC



Figure similar

Model	
Product brand name	SETRON
Product designation	Switching relays
Design of the product	With 1 CO
Design of the switching function	1 CO
General technical data	
Operating range factor / of control voltage_1	0.8
Electrical endurance (switching cycles)	50 000
Galvanic isolation / between magnet coil and contact	Yes
Switching voltage / of the contacts / at AC / minimum	10 V
Switching current / at AC / per contact / minimum	100 mA
Power loss [V·A] / of magnet coil / with pulse / rated value	3 V·A
Voltage	
Control voltage / at AC / rated value / maximum	230 V
Surge voltage resistance / rated value	4 kV
Supply voltage	250 V

Supply voltage	
Supply voltage / minimum	250 V
Type of voltage / of the supply voltage	AC
Protection class	
Protection class IP	IP20, with connected conductors
Switching capacity	
Switching capacity apparent power	
• for uncompensated fluorescent lamp load	400 V·A
Switching capacity current / at cos phi 0.6	16 A
Switching capacity active power / with filament lamp load	1 200 W
Dissipation	
Power loss [W]	
• for rated value of the current / at AC / in hot operating state / per pole	1 W
• at 16 A / per contact / rated value	1 W
• of magnet coil / with pulse / rated value	2.4 W
Main circuit	
Operating frequency / rated value	50 Hz
Operating voltage / at AC / rated value / maximum	250 V
Operating current	
• rated value	16 A
• at cos phi 0.6 ... 1 / rated value	16 A
Control current	
Type of voltage	
• of control voltage_1	AC
Control voltage	
• _1 / initial value	230 V
• _1 / Full-scale value	230 V
Control voltage frequency	
• _1 / initial value	50 Hz
• _1 / Full-scale value	50 Hz
Operating range factor / of control voltage_2	1.1
Product function	
Product function / direct operation	Yes
Inputs Outputs	
Relay design	partially electronic
Number	
Number of terminals / with cross-head screw	1

Number of NC contacts	0
Number of NO contacts	0
Number of CO contacts	1

## Connections

### Connectable conductor cross-section

- for flexible conductor / with core end processing
  - minimum 1 mm<sup>2</sup>
  - maximum 6 mm<sup>2</sup>
- for rigid conductor
  - minimum 1 mm<sup>2</sup>
  - maximum 6 mm<sup>2</sup>




## Mechanical Design

Width of opening / of the contacts	1.2 mm
Mounting position	any
Installation depth	90 mm
Number of width units	1
Mounting type	DIN rail
Required spacing / for live parts	6 mm

## Environmental conditions

- Ambient temperature
- minimum -10 °C
  - maximum 40 °C

## Certificates

General Product Approval		Declaration of Conformity	Test Certificates
 CCC	 VDE	<a href="#">Miscellaneous</a>   EG-Konf.	<a href="#">Miscellaneous</a>

## Further information

### Information- and Downloadcenter (Catalogs, Brochures,...)

<http://www.siemens.com/lowvoltage/catalogs>

### Industry Mall (Online ordering system)

<https://mall.industry.siemens.com/mall/en/en/Catalog/product?mlfb=5TT4206-0>

### Service&Support (Manuals, Certificates, Characteristics, FAQs,...)

<https://support.industry.siemens.com/cs/ww/en/ps/5TT4206-0>

### Image database (product images, 2D dimension drawings, 3D models, device circuit diagrams, ...)

[http://www.automation.siemens.com/bilddb/cax\\_en.aspx?mlfb=5TT4206-0](http://www.automation.siemens.com/bilddb/cax_en.aspx?mlfb=5TT4206-0)

### CAX-Online-Generator

<http://www.siemens.com/cax>

### Tender specifications

<http://www.siemens.com/specifications>

