

Features

- Manifold and panel mountable.
- Compact pattern couplings.
- Maximum operating pressure is 35 bar.
- operating temperature range is -20°C to +100°C.
- Material: Brass with Nickel Plated Finish

RS PRO Brass Male Pneumatic Quick Connect Coupling, 4mm Hose Barb

RS Stock No.: 667-1778



RS PRO is the own brand of RS. The RS PRO Seal of Approval is your assurance of professional quality, a guarantee that every part is rigorously tested, inspected, and audited against demanding standards. Making RS PRO the Smart Choice for our customers.

Product Description

Series 20 Connectors

Compact pattern couplings suited to dental, medical, instrumentation and laboratory applications and in any area where space is restricted. Manifold and panel mountable. Maximum operating pressure is 35 bar and operating temperature range is -20°C to +100°C. All couplings are of the single shut-off type and all allow one handed operation. Interchangeable with Rectus Series 20.

General Specifications

Manufacturer Series	20
Maximum Operating Pressure	35bar
Material	Brass
Finish	Nickel Plated
Seal material	Nitrile Rubber
Flow Direction	Thru-type coupling

Mechanical Specifications

Connection Standard	Rectus 20, Rectus 91, Walther 06-003
Coupling Type	Quick Connect Coupling Plug
Connection Type	Hose Barb
Hose Barb Connection	4mm

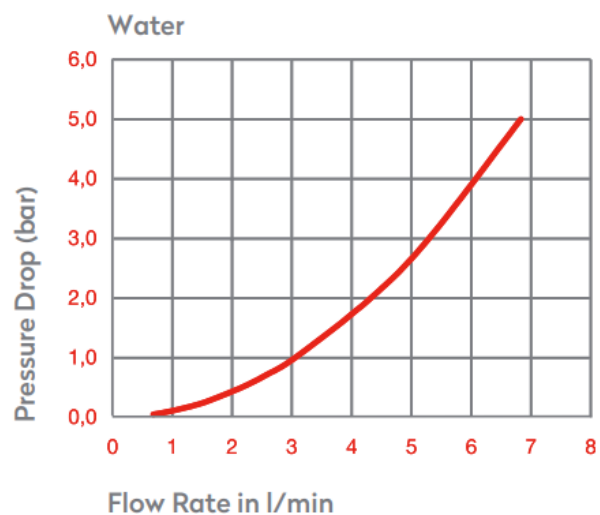
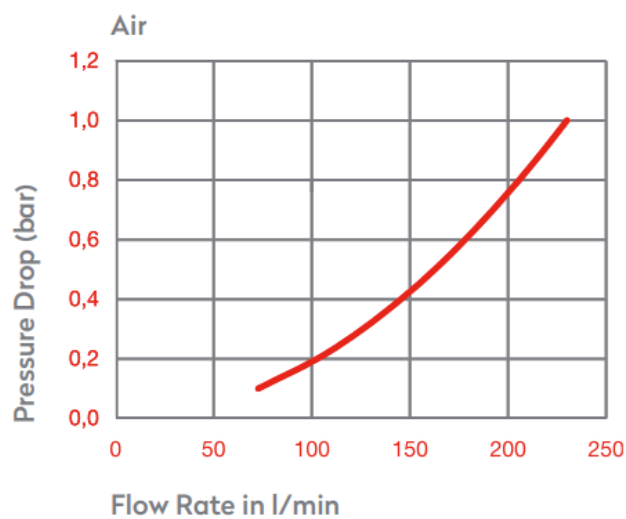
Operation Environment Specifications

Minimum Operating Temperature	-20°C
Maximum Operating Temperature	100°C

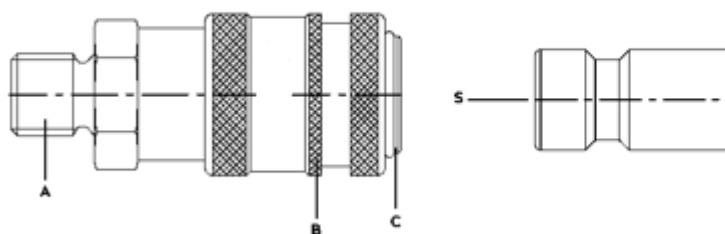
Similar Products

QUICK CONNECT COUPLINGS & PLUGS - SERIES 020

Manufacturer Series	20
Operating Pressure	0-35bar (0-508 PSI)
Material	Brass
Finish	Nickel Plated
Seal material	Nitrile Rubber
Operating Temperature	-20°C to 100°C
Flow	165 lt/min
Euro Profile	DN 2.7mm



Materials



Material Code

- A = Brass Nickel Plated
- B = Brass Nickel Plated
- C = Brass Nickel Plated
- S = Brass Nickel Plated

Plugs with Standard Hose tail - Series 20			
Connection	RS PRO Part Number	L	ØD
3 mm - 1/8"	667-1774	24	7
4 mm - 1/6"	667-1778	24	7

Plugs with Male Thread - Series 20			
Connection	RS PRO Part Number	L	ØD
BSP 1/8"	667-1790	11	20
M 5	667-1796	7	18

Plugs with Female Thread - Series 20			
Connection	RS PRO Part Number	L	ØD
M 5	667-1800	7	19
BSP 1/8"	667-1803	12	21

Quick Couplings with Female Thread - Series 20				
Connection	RS PRO Part Number	SW	L	ØD
M 5	667-1762	9	26	11.5
BSP 1/8"	667-1771	12	28	11.5

Quick Couplings with Male Thread - Series 20				
Connection	RS PRO Part Number	SW	L	ØD
M 5	667-1784	9	26	11.5
BSP 1/8"	667-1793	11	27.5	11.5

Quick Couplings with Panel Mount Standard Hose Tail - Series 20				
Connection	RS PRO Part Number	SW	L	ØD
3 mm - M7 x 0.5	667-1787	12	50.5	11.5
4 mm - M 7 x 0.5	667-1780	12	50.5	11.5