

## 8-Channel Digital Output Module 24 V DC

Short-circuit protected; high-side switching

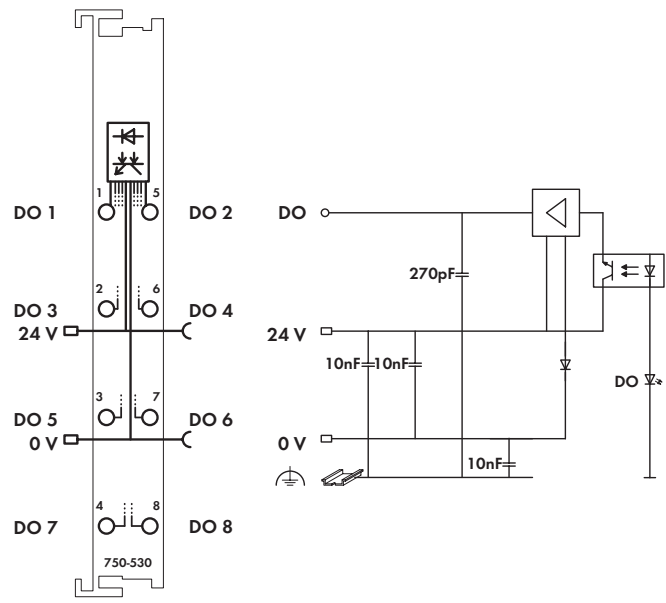
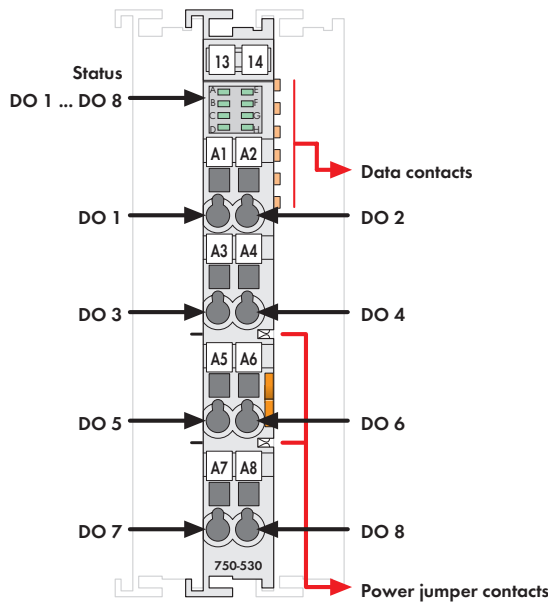






Fig. 750 Series/Technical data see page 24/Delivered without miniature WSB markers. 750/753 Series marking see pages 10 ... 11 / 12 ... 13

NOTE: Connection point marking (i.e., 1 ... 8) does not refer to channel assignment

The digital output modules provide 8 channels maintaining a width of only 12mm. The connected load is switched via the digital output from the control system.

All outputs are electronically short-circuit-protected.

Each output is electrically isolated from the bus by use of optocouplers.

Description	Item No.	Pack. Unit
8DO 24V DC 0.5A	750-530	1
8DO 24V DC 0.5A/T (Operating temperature -20 °C ... +60 °C)	750-530/025-000	1
8DO 24V DC 0.5A (without connector)	753-530	1
<b>Accessories</b>		
 753 Series Connectors	753-110	25
 Coding elements	753-150	100
<b>Miniature WSB Quick marking system</b>		
 plain	248-501	5
 with marking	see pages 352 ... 353	
<b>Approvals</b>		
Conformity marking	Also see "Approvals Overview" in Section 1	
Shipbuilding (versions upon request)	CE ABS, BV, DNV, GL, KR, LR*, NKK*, PRS*, RINA* *753 Series, pending	
UL 508		
ANSI/ISA 12.12.01	Class I, Div. 2, Grp. ABCD, T4	75x-530
IEC 60079-0, -15	BR-Ex nA II T4	750-530
EN 60079-0, -15	I M2 / II 3 GD Ex nA IIC T4	75x-530
EN 61241-0, -1		

Technical Data	
No. of outputs	8
Current consumption (internal)	25 mA
Voltage via power jumper contacts	24 V DC (-25 % ... +30 %)
Type of load	resistive, inductive, lamps
Max. switching frequency	2 kHz
Output current (max.)	0.5 A, short-circuit protected
Inductive load switch off energy dissipation W (max.)	0.9 J; $L_{max} = 2 \times W_{max} / I^2$
Current consumption typ. (field side)	15 mA + charge
Isolation	500 V system/supply
Internal bit width	8 bits
Wire connection	CAGE CLAMP®
Cross sections	0.08 mm <sup>2</sup> ... 2.5 mm <sup>2</sup> / AWG 28 ... 14
Stripped lengths, 750/753 Series	8 ... 9 mm / 0.33 in 9 ... 10 mm / 0.37 in
Width	12 mm
Weight	48.5 g
EMC: CE - immunity to interference	acc. to EN 60000-6-2 (2005)
EMC: CE - emission of interference	acc. to EN 61000-6-4 (2007)
EMC: marine applications	
- immunity to interference	acc. to Germanischer Lloyd (2003)
EMC: marine applications	
- emission of interference	acc. to Germanischer Lloyd (2003)