



# DATA SHEET

10431000

EPIC<sup>®</sup> H-A 4 SS / H-A 4 BSValid from:  
07.07.2015

## Description

- H-A inserts with screw termination up to 2.5 mm<sup>2</sup> wire cross section.
- The small H-A 3 / H-A 4 are used whenever there is minimal space.
- Easy to service screw connection.
- Easy cable connection with straight cable entry in the contacts.



## General Characteristics

Series	H-A 4
Version	Male/Female(Article 10432000)
Number of Contacts	4+PE
Termination Methods	Screw termination: 0.5 - 2.5 mm <sup>2</sup> (2.5 mm <sup>2</sup> with conductor end sleeves depending on the crimping profile)
Temperature Range	-40°C to +100°C, short-term up to +125°C

## Mechanical Characteristics

Cycle of mechanical operation	100
-------------------------------	-----

## Electrical Characteristics

Rated Voltage, IEC	400 V
Rated Voltage, UL	600 V
Rated Voltage, CSA	600 V
Rated Impulse Voltage	4 kV
Rated Current, IEC	23 A
Rated Current, UL	10 A
Rated Current, CSA	10 A
Contact Resistance	1,5 - 4 mOhm
Degree of Soiling	3

## Materials and Surfaces

Contacts	Copper alloy, hard silver-plated
Insulating Body	PA
Flammability Class according to UL 94	V0

## Approvals

UL-Approval, E-File-Number	E75770
VDE-Approval, VDE-REG.-Nr.	B437

## Standard

Product Standard	IEC 61984, UL 1977
------------------	--------------------

Creator: MANU2/PDP Released: IVSE1/PDP	Document: DB10420000EN Version: 00	Page 1 of 3
---	---------------------------------------	-------------

We reserve all rights according to DIN ISO 16016.



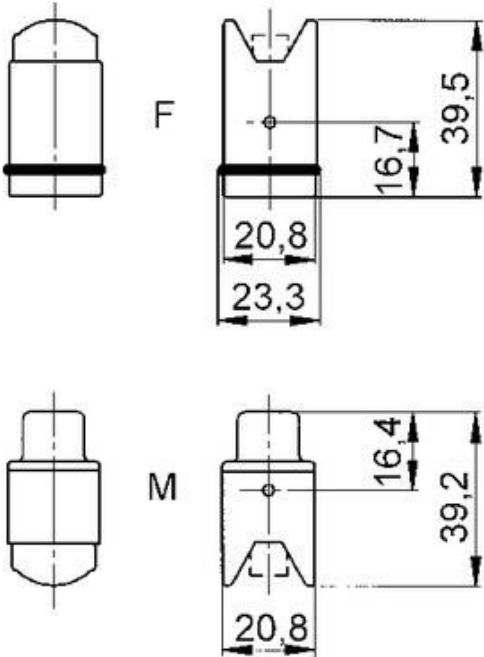
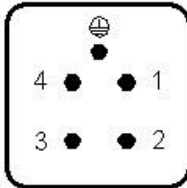
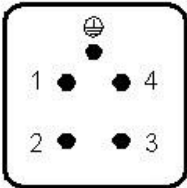
<b>DATA SHEET</b>	10431000
<b>EPIC® H-A 4 SS / H-A 4 BS</b>	Valid from: 07.07.2015

**Technical Drawings**



M

F



We reserve all rights according to DIN ISO 16016.



<b>DATA SHEET</b>	10431000
<b>EPIC<sup>®</sup> H-A 4 SS / H-A 4 BS</b>	Valid from: 07.07.2015



Industrial machinery and plant engineering



Assembly time



Space requirement

**Info**

Robust power supply connector  
Straight cable entry into the contacts

**Application range**

Machine and equipment manufacturings  
Control engineering

**Remark**

Photographs are not to scale and do not represent detailed images of the respective products.

Creator: MANU2/PDP Released: IVSE1/PDP	Document: DB10420000EN Version: 00	Page <b>3</b> of <b>3</b>
---	---------------------------------------	---------------------------



<b>DATA SHEET</b>	19426000
<b>EPIC® H-A 3 Tgv M20</b>	Valid from: 16.07.2015

## Description

- Innovative metal and plastic housing design
- Housing in plastic or metal version. For power supply in the smallest possible space



## General characteristics

Series	H-A 3
Version	Hood M20
Locking mechanism	bolts for single lever
Cable entry	straight
Protection	IP 65 (locked)
Temperature range	-40°C to +100°C, short-term up to +125°C

## Materials and surfaces

Housing	PA, grey
---------	----------

## Approvals

VDE-Approval, VDE-REG.-Nr.	B437
----------------------------	------

## Standards

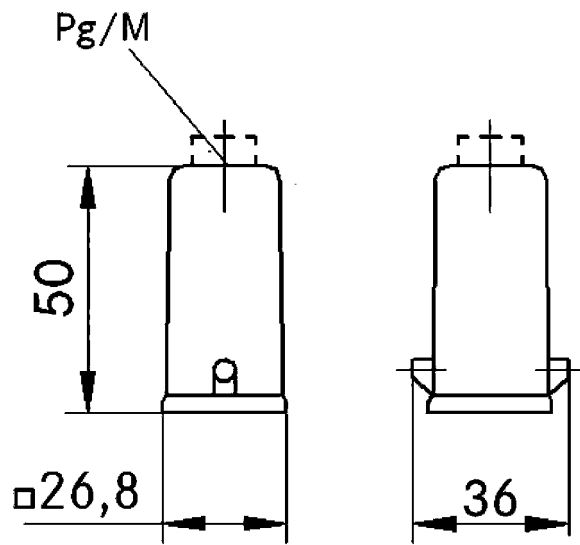
Product standard	IEC 61984
------------------	-----------

Creator: MANA2/PDP Released: IVSE1/PDP	Document: DB19426000EN Version: 00	Page 1 of 2
---	---------------------------------------	-------------



<b>DATA SHEET</b>	19426000
EPIC® H-A 3 Tgv M20	Valid from: 16.07.2015

### Drawings



Industrial machinery and plant engineering



Mechanical resistance



Robust



Waterproof

#### Info

Compact, robust metal housings size H-A 3

#### Application range

Machine and equipment manufacturing  
Control engineering  
Electronic laboratory

#### Remark

Photographs are not to scale and do not represent detailed images of the respective products.

Creator: MANA2/PDP Released: IVSE1/PDP	Document: DB19426000EN Version: 00	Page 2 of 2
---	---------------------------------------	-------------

We reserve all rights according to DIN ISO 16016.