




Buchanan | Buchanan 6 Series

TE Internal #: 8-1546158-2

Barrier Strips, Tri-Barrier, Printed Circuit Pin, Wire-to-Board, 24 Position, 9.53 mm [.375 in] Centerline, 1 Row, 300 V / 600 V, Buchanan 6 Series

[View on TE.com >](#)

Connectors > Terminal Blocks & Strips > Barrier Strips



Barrier Strip Style: **Tri-Barrier**

Bottom Termination Type: **Printed Circuit Pin**

Connector System: **Wire-to-Board**

Number of Positions: **24**

Centerline (Pitch): **9.53 mm [.375 in]**

## Features

### Product Type Features

Product Type	Barrier Strip
Block Style	Open Bottom with Standoffs
Connector System	Wire-to-Board
Connector & Contact Terminates To	Printed Circuit Board

### Configuration Features

Number of Levels	1
Number of Positions	24
Number of Rows	1

### Electrical Characteristics

Current Rating (Max)	5 A, 20 A, 25 A
Voltage Rating	300 V, 600 V

### Body Features

Color	Black
Barrier Strip Style	Tri-Barrier



### Contact Features

Terminal Material	Copper Alloy
Terminal Plating Finish	Bright
Terminal Plating Material	Tin
Contact Current Rating (Max)	5 A, 20 A

### Termination Features

Bottom Termination Type	Printed Circuit Pin
-------------------------	---------------------

### Mechanical Attachment

Mounting Angle	Vertical
Screw Head Type	Combo Phil-Slot
Top Termination Type	Wire Clamp Combo Head
Mounting Insert	Without
Screw Plating Material	Zinc Chromate
Screw Material	Steel
Mounting Ears	Without
Screw Size	6-32
Mounting Options	None
Connector Mounting Type	Board Mount

### Housing Features

Housing Material	Thermoplastic
Centerline (Pitch)	9.53 mm [.375 in]

### Dimensions

Length	230.15 mm [9.061 in]
Wire Size	.3 – 3 mm <sup>2</sup>

### Operation/Application

Circuit Application	Power
---------------------	-------

### Industry Standards

UL Flammability Rating	UL 94V-0
------------------------	----------

### Packaging Features

Packaging Quantity	40
Packaging Method	Package



Other

Comment	Do not order screw and captive clamp in combination with other top hardware., Other options available upon request, consult our Product Information Center.
---------	---

Product Compliance

For compliance documentation, visit the product page on TE.com>

EU RoHS Directive 2011/65/EU	Compliant
EU ELV Directive 2000/53/EC	Compliant
China RoHS 2 Directive MIIT Order No 32, 2016	No Restricted Materials Above Threshold
EU REACH Regulation (EC) No. 1907/2006	Current ECHA Candidate List: JAN 2023 (233) Candidate List Declared Against: JUL 2021 (219) Does not contain REACH SVHC
Halogen Content	Low Halogen - Br, Cl, F, I < 900 ppm per homogenous material. Also BFR/CFR/PVC Free
Solder Process Capability	Wave solder capable to 265°C


Product Compliance Disclaimer

This information is provided based on reasonable inquiry of our suppliers and represents our current actual knowledge based on the information they provided. This information is subject to change. The part numbers that TE has identified as EU RoHS compliant have a maximum concentration of 0.1% by weight in homogenous materials for lead, hexavalent chromium, mercury, PBB, PBDE, DBP, BBP, DEHP, DIBP, and 0.01% for cadmium, or qualify for an exemption to these limits as defined in the Annexes of Directive 2011/65/EU (RoHS2). Finished electrical and electronic equipment products will be CE marked as required by Directive 2011/65/EU. Components may not be CE marked. Additionally, the part numbers that TE has identified as EU ELV compliant have a maximum concentration of 0.1% by weight in homogenous materials for lead, hexavalent chromium, and mercury, and 0.01% for cadmium, or qualify for an exemption to these limits as defined in the Annexes of Directive 2000/53/EC (ELV). Regarding the REACH Regulation, the information TE provides on SVHC in articles for this part number is based on the latest European Chemicals Agency (ECHA) 'Guidance on requirements for substances in articles' posted at this URL: <https://echa.europa.eu/guidance-documents/guidance-on-reach>

Compatible Parts

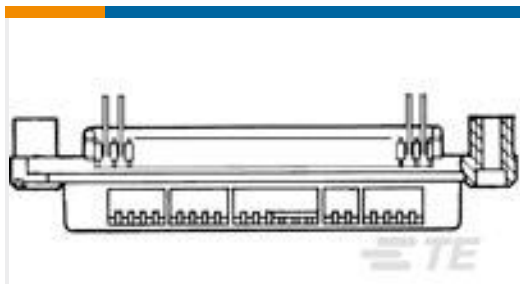


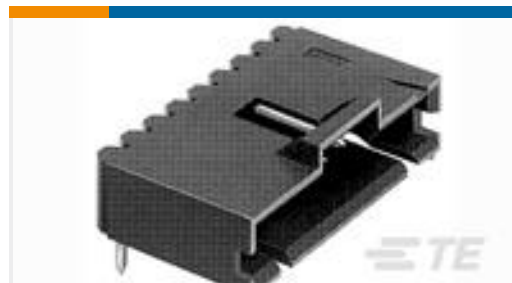




## Also in the Series | Buchanan 6 Series



Barrier Strips(258)

## Customers Also Bought

TE Part #5552118-1  
ASSY, RCPT, 50 POS, VERT MTGTE Part #100147-1  
Z-PACK/A F-HDR.110PTE Part #5747467-4  
HD-20 PLUG 9P RA 590 THD INSTE Part #745071-2  
09 PLUG SP/AP SCRLKTE Part #5-102618-4  
12 MODII HDR DRST SHRD .100CLTE Part #1-1761608-3  
IDC LOW PRO HDR 40P VERT SHT LTE Part #5-103635-7  
08 MTE HDR SRRRA LTCH.100CL LFTE Part #5120603-2  
1FHR,84,30A/S,S,N,S11,12TE Part #2-31880-1  
PIDG R 22-16 COMM 22-18 MIL 4TE Part #5552562-2  
KIT,HDW,BAIL LOCK,VERT MTG

## Documents

### Product Drawings

[6PCV-24-006=6PCV ASSEMBLY](#)

English

### CAD Files

[Customer View Model](#)

[ENG\\_CVM\\_CVM\\_8-1546158-2\\_P.2d\\_dxf.zip](#)



English

[3D PDF](#)

3D

Customer View Model

[ENG\\_CVM\\_CVM\\_8-1546158-2\\_P.3d\\_igs.zip](#)

English

Customer View Model

[ENG\\_CVM\\_CVM\\_8-1546158-2\\_P.3d\\_stp.zip](#)

English

By downloading the CAD file I accept and agree to the [Terms and Conditions](#) of use.

### Datasheets & Catalog Pages

[1-1773458-2\\_BARRIER\\_STRIPS\\_QUICK\\_REFERENCE\\_GUIDE](#)

English