

MCZ CFC 4-20MA

Weidmüller Interfaces GmbH & Co. KG

Postfach 3030


32760 Detmold

Tel. +49 5231 14-0

Fax. +49 5231 14-2083

info@weidmueller.com

www.weidmueller.com

Product image**MCZ: The smallest solution**

- The smallest analogue signal converter in terminal block format on the market
- Space-saving conversion of analogue signals in the control cabinet thanks to the slim, 6 mm wide module width
- Simple wiring with plug-in cross-connectors

General ordering data

Version	DC/f transformer, Input : 4-20 mA, Output frequency: 0...1/ 4/ 8/ 16 kHz
Order No.	8461490000
Type	MCZ CFC 4-20MA
GTIN (EAN)	4032248037797
Qty.	10 pc(s).

MCZ CFC 4-20MA

Weidmüller Interfaces GmbH & Co. KG

Postfach 3030

32760 Detmold

Tel. +49 5231 14-0

Fax. +49 5231 14-2083

info@weidmueller.com

www.weidmueller.com

Technical data

Dimensions and weights

Depth	63.2 mm	Depth (inches)	2.488 inch
Width	6 mm	Width (inches)	0.236 inch
Length	91 mm	Length (inches)	3.583 inch
Net weight	27.5 g		

Temperatures

Storage temperature	-20 °C...85 °C	Operating temperature	0 °C...50 °C
Operating temperature, min.	0 °C	Operating temperature, max.	50 °C

Probability of failure

SIL in compliance with IEC 61508	None
----------------------------------	------

Input

Input current	4...20 mA	Input resistance, current	50 Ω
Number of inputs	1	Voltage drop	5.8...6.4 V at 20 mA

Output

Load impedance current	≤ 600 Ω	Number of outputs	1
Output current	max. 20 mA	Output frequency	0...1/ 4/ 8/ 16 kHz
Output level	PNP, Ub-0.7 V	Status indicator	LED, pulsing

General data

Accuracy	0.15 % v. FSR	Current consumption	14 mA without load
Current-carrying capacity of cross-connect.	≤ 20 A	Galvanic isolation	between input/output/supply
Input/Output	DC/ f	Long-term drift	0
Rail	TS 35	Temperature coefficient	≤ 250 ppm/K
Type of connection	Tension-clamp connection	Voltage supply	24 V DC ± 10 %

Insulation coordination

Clearance & creepage distances	≥ 2 mm	EMC standards	EN 55011, EN 61000-6
Galvanic isolation	between input/output/supply	Impulse withstand voltage	1.5 kV
Insulation voltage	1 kV DC	Insulation voltage input or output/rail	4 kV _{eff} / 1 min.
Pollution severity	2	Rated voltage	100 V
Surge voltage category	III	Test voltage	300 v

MCZ CFC 4-20MA

Weidmüller Interfaces GmbH & Co. KG

Postfach 3030

32760 Detmold

Tel. +49 5231 14-0

Fax. +49 5231 14-2083

Technical data

info@weidmueller.com

www.weidmueller.com

www.weidmueller.com

www.weidmueller.com

www.weidmueller.com

www.weidmueller.com

www.weidmueller.com

www.weidmueller.com

www.weidmueller.com

www.weidmueller.com

www.weidmueller.com

www.weidmueller.com

www.weidmueller.com

www.weidmueller.com

www.weidmueller.com

www.weidmueller.com

www.weidmueller.com

www.weidmueller.com

www.weidmueller.com

www.weidmueller.com

www.weidmueller.com

www.weidmueller.com

www.weidmueller.com

www.weidmueller.com

www.weidmueller.com

www.weidmueller.com

www.weidmueller.com

www.weidmueller.com

www.weidmueller.com

www.weidmueller.com

www.weidmueller.com

www.weidmueller.com

www.weidmueller.com

www.weidmueller.com

www.weidmueller.com

www.weidmueller.com

www.weidmueller.com

www.weidmueller.com

www.weidmueller.com

www.weidmueller.com

www.weidmueller.com

www.weidmueller.com

www.weidmueller.com

www.weidmueller.com

www.weidmueller.com

www.weidmueller.com

www.weidmueller.com

www.weidmueller.com

www.weidmueller.com

www.weidmueller.com

www.weidmueller.com

www.weidmueller.com

www.weidmueller.com

www.weidmueller.com

www.weidmueller.com

www.weidmueller.com

www.weidmueller.com

www.weidmueller.com

www.weidmueller.com

www.weidmueller.com

www.weidmueller.com

www.weidmueller.com

www.weidmueller.com

www.weidmueller.com

www.weidmueller.com

www.weidmueller.com

www.weidmueller.com

Connection data

Type of connection	Tension-clamp connection	Clamping range, rated connection	1.5 mm ²
Clamping range, min.	0.5 mm ²	Clamping range, max.	1.5 mm ²
Wire connection cross section AWG, min.	AWG 26	Wire connection cross section AWG, max.	AWG 16
Wire cross-section, solid, min.	0.5 mm ²	Wire cross-section, solid, max.	1.5 mm ²
Wire cross-section, solid, min. (AWG)	AWG 26	Wire cross-section, solid, max. (AWG)	AWG 16
Wire connection cross section, finely stranded, min.	0.5 mm ²	Wire connection cross section, finely stranded, max.	1.5 mm ²
Wire cross-section, finely stranded, min. (AWG)	AWG 26	Wire cross-section, finely stranded, max. (AWG)	AWG 16
Wire connection cross-section, finely stranded with wire-end ferrules DIN 46228/4, min.	0.5 mm ²	Wire connection cross-section, finely stranded with wire-end ferrules DIN 46228/4, max.	1.5 mm ²
Conductor cross-section, flexible, AEH (DIN 46228-1), min.	0.5 mm ²	Conductor cross-section, flexible, AEH (DIN 46228-1), max.	1.5 mm ²

Classifications

ETIM 6.0	EC002918	ETIM 7.0	EC002918
ETIM 8.0	EC002918	ECLASS 9.0	27-21-01-28
ECLASS 9.1	27-21-01-28	ECLASS 10.0	27-21-01-28
ECLASS 11.0	27-21-01-28	ECLASS 12.0	27-21-01-28

Environmental Product Compliance

REACH SVHC	Lead 7439-92-1
SCIP	c2a21576-d875-4548-ae68-5e7f85ddf0c7

Approvals

Approvals



ROHS Conform

Downloads

Approval/Certificate/Document of Conformity	Declaration of Conformity
Engineering Data	CAD data – STEP
Engineering Data	WSCAD
User Documentation	Instruction sheet
Catalogues	Catalogues in PDF-format

MCZ CFC 4-20MA

Weidmüller Interfaces GmbH & Co. KG

Postfach 3030

32760 Detmold

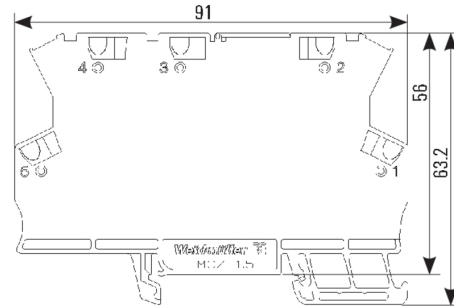
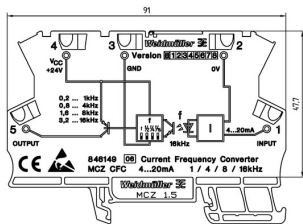
Tel. +49 5231 14-0

Fax. +49 5231 14-2083

info@weidmueller.com

Drawings

Connection diagram



dimensions