

Item description

Note:

All connectors for mounted installations (snap-in versions for lighting fixtures or devices, all types of PCB and distribution connectors) are factory-equipped with locking levers to ensure plugs and sockets are securely locked. Additional locking levers are only required for flying leads (plug /socket).

Other variants can be requested via the WAGO sales department or, if necessary, configured at <https://configurator.wago.com/>: Other pole markings

Data

Electrical data

Ratings per IEC/EN 60664-1

Rated voltage (III / 3)	250 V
Rated impulse voltage (III / 3)	4 kV
Rated current	16 A
Legend (ratings)	(III / 3) ≙ Overvoltage category III / Pollution degree 3

Connection data

Connection technology	Push-in CAGE CLAMP®
Actuation type	Operating tool Push-in
Nominal cross section	1.5 mm ²
Solid conductor	0.25 ... 1.5 mm ² / 22 ... 16 AWG
Solid conductor, push-in termination	0.75 ... 1.5 mm ² / 20 ... 16 AWG
Stranded conductor	0.25 ... 1 mm ² / 22 ... 18 AWG
Fine-stranded conductor	0.25 ... 1.5 mm ² / 22 ... 16 AWG
Fine-stranded conductor with ferrule with plastic collar	0.25 ... 0.75 mm ² / 22 ... 20 AWG
Fine-stranded conductor with ferrule without plastic collar	0.25 ... 0.75 mm ² / 22 ... 20 AWG
Fine-stranded conductor with ferrule, push-in termination, from	0.75 mm ² / 20 AWG
Strip length	9 mm / 0.35 Inch
Note (strip length)	see also packaging or instructions
No. of poles	2
Total number of connection points	2
Total number of potentials	2
Conductor entry direction to mating direction	0°

Geometrical Data

Pin spacing	4.4 mm (0.173 inch)
Width	10.4 mm / 0.409 inch
Height	11.7 mm / 0.461 inch
Depth	34.1 mm / 1.343 inch

Mechanical data

Coding	B
Mating force of a plug-in connection	approx. 20 ... 70 N (depending on pole number)
Retention force of a plug-in connection	when locked: > 80N
Unmating force of a plug-in connection	when unlocked: approx. 20 ... 70 N (depending on pole number)
Marking	1 2
Degree of protection	IP20
Potential marking	1 2

Plug connection

Contact type (pluggable connector)	Female connector/socket
Connector connection type	for conductors
Locking of plug-in connection	locking lever
Locking lever	no

Material Data

Color	gray
Insulating material	Polyamide 66 (PA 66)
Flammability class per UL94	V0
Clamping spring material	Chrome nickel spring steel (CrNi)
Contact material	Copper or copper alloy, surface-treated
Fire load	0.052 MJ
Weight	2.6 g

Environmental Requirements


Surrounding air (operating) temperature	-35 ... 85 °C
---	---------------

Commercial data


Country of origin	PL
GTIN	4055143499583
Product Group	20 (WINSTA)

Approvals / Certificates

Country specific Approvals

Logo	Approval	Certificate name
	CB DEKRA Certification B.V.	NL-47679
	CCA DEKRA Certification B.V.	2148952.04

Ship Approvals



Logo	Approval	Certificate name
	DNV GL Det Norske Veritas, Germanischer Lloyd	TAE00001Z6

UL-Approvals



Logo	Approval	Certificate name
	UL UL International Germany GmbH	E45171

Compatible products

tools

	Item no.: 210-719 Operating tool with partially insulated shaft; Type 1, blade (2.5 x 0.4) mm	www.wago.com/210-719
	Item no.: 890-382 Operating tool; 2-way	www.wago.com/890-382




Locking lever

	Item no.: 890-101 Locking lever; manually operated	www.wago.com/890-101
	Item no.: 890-111 Locking lever; for tool operation; for "flying leads"	www.wago.com/890-111
	Item no.: 890-121 Locking lever; manually operated	www.wago.com/890-121
	Item no.: 890-131 Locking lever; for tool operation; for "flying leads"	www.wago.com/890-131

assembling

	Item no.: 890-310 Mounting carrier; for "flying leads"; 2- to 5-pole	www.wago.com/890-310
	Item no.: 890-311 Mounting carrier; for "flying leads"; 2- to 5-pole	www.wago.com/890-311

Strain relief plate

	Item no.: 890-502 Strain relief housing; 2-pole; with locking clip; for 1 cable; 3.8 ... 8.2 mm; 30 mm	www.wago.com/890-502
	Item no.: 890-502/342-000 Strain relief housing; 2-pole; with locking clip; for 1 cable; 3.8 ... 8.2 mm; 17.5 mm	www.wago.com/890-502/342-000
	Item no.: 890-512 Strain relief housing; 2-pole; with locking clip; for 1 cable; 3.8 ... 8.2 mm; 30 mm	www.wago.com/890-512
	Item no.: 890-512/342-000 Strain relief housing; 2-pole; with locking clip; for 1 cable; 3.8 ... 8.2 mm; 17.5 mm	www.wago.com/890-512/342-000

Downloads

Documentation

Bid Text

890-242

14-Sep-2016

DOC

Download



WINSTA MINI 2-polig

23.6 kB

smartDATA

CAD data

3D Download 890-242

URL

Download

Subject to changes.