

A-series A3C 6

Weidmüller Interface GmbH & Co. KG
Klingenbergstraße 16
D-32758 Detmold
Germany
Fon: +49 5231 1429-0
Fax: +49 5231 14292083
www.weidmueller.com



Spring connection with **PUSH IN Technology**

The innovative PUSH IN technology reduces the amount of time you spend on wiring to a minimum. Direct insertion guarantees high conductor pull-out forces and simple handling for all conductor types.

General ordering data

Type	A3C 6
Order No.	1991820000
Version	Feed-through terminal, PUSH IN, 6 mm ² , 800 V, 41 A, Dark Beige
GTIN (EAN)	4050118376630
Qty.	50 pc(s).

A-series A3C 6

Weidmüller Interface GmbH & Co. KG
 Klingenbergstraße 16
 D-32758 Detmold
 Germany
 Fon: +49 5231 1429-0
 Fax: +49 5231 14292083
 www.weidmueller.com

Technische Daten

Dimensions and weights

Width	8.1 mm	Width (inches)	0.319 inch
Height	84.5 mm	Height (inches)	3.327 inch
Depth	45.5 mm	Depth (inches)	1.791 inch
Depth including DIN rail	46 mm	Net weight	21.995 g

Temperatures

Continuous operating temp., min.	-60 °C	Continuous operating temp., max.	130 °C
----------------------------------	--------	----------------------------------	--------

Material data

Material	Wemid	Colour	Dark Beige
Colour of operational elements	Orange	UL 94 flammability rating	V-0

System specifications

End cover plate required	Yes	Number of potentials	1
Number of levels	1	No. of clamping points per level	3
Number of potentials per tier	1	PE connection	No
Mounting rail	TS 35	N-function	No
PE function	No	PEN function	No

Additional technical data

Installation advice	Mounting rail	Open sides	right
Snap-on	No	Type of fixing	Snap-on
Type of mounting	TS 35	With snap-in pegs	No

CSA rating data

Certificate No. (CSA)	200039-70089609	Current size B (CSA)	38 A
Current size C (CSA)	38 A	Current size D (CSA)	5 A
Voltage size B (CSA)	600 V	Voltage size C (CSA)	600 V
Voltage size D (CSA)	600 V	Wire cross section max. (CSA)	8 AWG
Wire cross section min. (CSA)	22 AWG		

A-series A3C 6

Weidmüller Interface GmbH & Co. KG
 Klingenbergstraße 16
 D-32758 Detmold
 Germany
 Fon: +49 5231 1429-0
 Fax: +49 5231 14292083
 www.weidmueller.com

Technische Daten

Conductors for clamping (rated connection)

Blade size	1.0 x 5.5 mm	Clamping range, rated connection, max.	6 mm ²
Clamping range, rated connection, min.	0.5 mm ²	Connection direction	top
Cross-section for connected conductor, finely stranded with wire-end ferrules and plastic collars DIN 46228/4, rated connection, min.	0.5 mm ²	Gauge to IEC 60947-1	A5
Number of connections	3	Stripping length	12 mm
Twin wire-end ferrules, max.	1.5 mm ²	Twin wire-end ferrules, min.	0.5 mm ²
Type of connection	PUSH IN	Wire connection cross section AWG, max.	AWG 8
Wire connection cross section AWG, min.	AWG 22	Wire connection cross section, finely stranded with wire-end ferrules DIN 46228/1, rated connection, max.	6 mm ²
Wire connection cross section, finely stranded with wire-end ferrules DIN 46228/1, rated connection, min.	0.5 mm ²	Wire connection cross section, finely stranded, max.	6 mm ²
Wire connection cross section, solid core max. rated connection	6 mm ²	Wire connection cross section, solid core, min. rated connection	0.5 mm ²
Wire connection cross section, stranded, rated connection, max.	6 mm ²	Wire connection cross section, stranded, rated connection, min.	0.5 mm ²
Wire connection cross-section, finely stranded with wire-end ferrules and plastic collars DIN 46228/4, rated connection, max.	6 mm ²	Wire connection cross-section, finely stranded, min.	0.5 mm ²

Rating data

Rated cross-section	6 mm ²	Rated voltage	800 V
Rated current	41 A	Current at maximum wires	41 A
Standards	IEC 60947-7-1	Volume resistance according to IEC 60947-7-x	0.78 mΩ
Rated impulse withstand voltage	8 kV	Pollution severity	3
Surge voltage category	III		

UL rating data

Certificate No. (cURus)	E60693	Conductor size Factory wiring max. (cURus)	8 AWG
Conductor size Factory wiring min. (cURus)	22 AWG	Conductor size Field wiring max. (cURus)	8 AWG
Conductor size Field wiring min. (cURus)	22 AWG	Current size B (cURus)	38 A
Current size C (cURus)	38 A	Current size D (cURus)	5 A
Voltage size B (cURus)	600 V	Voltage size C (cURus)	600 V
Voltage size D (cURus)	600 V		

Classifications

ETIM 5.0	EC000897	ETIM 6.0	EC000897
eClass 6.2	27-14-11-20	eClass 7.1	27-14-11-20
eClass 8.1	27-14-11-20	eClass 9.0	27-14-11-20
eClass 9.1	27-14-11-20		

Product information

Descriptive text technical data	Approval in progress
Descriptive text accessories	All MultiMark variants (MM) = strip markers

A-series
A3C 6**Weidmüller Interface GmbH & Co. KG**
Klingenbergstraße 16
D-32758 Detmold
Germany
Fon: +49 5231 1429-0
Fax: +49 5231 14292083
www.weidmueller.com**Technische Daten****Approvals**

Approvals



ROHS

Conform

DownloadsApproval/Certificate/Document of
Conformity[DE_PT0101_20160614_047_ISSUE01.pdf](#)

Brochure/Catalogue

[CAT 1 TERM 16/17 EN](#)

Engineering Data

[EPLAN, WSCAD, Zuken E3.S](#)**Safety note**

Safety notice

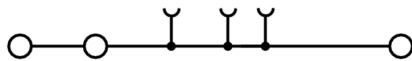
[Safety Information](#)

Datenblatt

A-series
A3C 6

Weidmüller Interface GmbH & Co. KG
Klingenbergstraße 16
D-32758 Detmold
Germany
Fon: +49 5231 1429-0
Fax: +49 5231 14292083
www.weidmueller.com

Zeichnungen




**A-series
A3C 6**

Weidmüller Interface GmbH & Co. KG
 Klingenbergstraße 16
 D-32758 Detmold
 Germany
 Fon: +49 5231 1429-0
 Fax: +49 5231 14292083
 www.weidmueller.com

Accessories

Blank



WS markers are the perfect match for the W-series connectors. Thanks to their system compatibility, the WS tags can also be used with the I-series and the Z-series. The large marking surfaces do not only permit long character strings but also multi-line text. WS markers are ideal for labels with long, customised character strings. Thanks to the proven MultiCard format, printing with laser printer, PrintJet ADVANCED, plotter or MC-Mobilo is possible.

- Can be fitted in strips or individually
- Markers in proven MultiCard format

General ordering data

Type	Order No.	Version	GTIN (EAN)	Qty.
WS 10/8	1905950000	WS, Terminal marker, 10 x	4032248528103	420 pc(s).
PLUS MC NE		8 mm, Pitch in mm (P): 8.00		
WS		Weidmueller, White		

End plates



Spring connection with PUSH IN Technology

The innovative PUSH IN technology reduces the amount of time you spend on wiring to a minimum. Direct insertion guarantees high conductor pull-out forces and simple handling for all conductor types.

General ordering data

Type	Order No.	Version	GTIN (EAN)	Qty.
AEP 3C 6 BL	1991910000	A-series, End plate	4050118376548	20 pc(s).
AEP 3C 6	1991940000	A-series, End plate	4050118376746	50 pc(s).
AEP 3C 6 OR	2052530000	A-series, End plate	4050118412130	20 pc(s).

A-series A3C 6

Weidmüller Interface GmbH & Co. KG
 Klingenbergstraße 16
 D-32758 Detmold
 Germany
 Fon: +49 5231 1429-0
 Fax: +49 5231 14292083
 www.weidmueller.com

Accessories

Custom printing



The Dekafix (DEK) marker is the universal marker for all conductor and plug-in connectors as well as for electronic sub-assemblies. The system is ideal for short number sequences and covers a wide range of ready-printed markers.

Strips for fast installation in only one work step. The printing is easy to read, rich in contrast and available in various widths.

- Large range of ready-to-use markers
- Strips for fast installation
- Terminal markers, suitable for all Weidmüller cable connectors
- Available as blank MultiCard or with standard printing

General ordering data

Type	Order No.	Version	GTIN (EAN)	Qty.
DEK 5/8 MC SDR	1856750000	Dekafix, Terminal marker, 5 x 8 mm, Pitch in mm (P): 8.00 Weidmueller, To customer specification	4032248400867	160 pc(s).
DEK 5/8 PLUS MC SDR	1046370000	Dekafix, Terminal marker, 5 x 8 mm, Pitch in mm (P): 8.00 Weidmueller, To customer specification	4032248782079	160 pc(s).

End brackets



Spring connection with PUSH IN Technology

The innovative PUSH IN technology reduces the amount of time you spend on wiring to a minimum. Direct insertion guarantees high conductor pull-out forces and simple handling for all conductor types.

General ordering data

Type	Order No.	Version	GTIN (EAN)	Qty.
AEB 35 SC/1	1991920000	A-series, End bracket	4050118376722	50 pc(s).

A-series A3C 6

Weidmüller Interface GmbH & Co. KG
 Klingenbergstraße 16
 D-32758 Detmold
 Germany
 Fon: +49 5231 1429-0
 Fax: +49 5231 14292083
 www.weidmueller.com

Accessories

ZQV 6N



Spring connection with PUSH IN Technology

The innovative PUSH IN technology reduces the amount of time you spend on wiring to a minimum. Direct insertion guarantees high conductor pull-out forces and simple handling for all conductor types.

General ordering data

Type	Order No.	Version	GTIN (EAN)	Qty.
ZQV 6N/2 BL	1985830000	Z-series, Cross-connector, No. of poles: 2	4050118370232	60 pc(s).
ZQV 6N/2	1985740000	Z-series, Cross-connector, No. of poles: 2	4050118370362	60 pc(s).
ZQV 6N/3	1985760000	Z-series, Cross-connector, No. of poles: 3	4050118370263	60 pc(s).
ZQV 6N/4	1985780000	Z-series, Cross-connector, No. of poles: 4	4050118370287	60 pc(s).
ZQV 6N/4 BL	1985850000	Z-series, Cross-connector, No. of poles: 4	4050118370447	60 pc(s).
ZQV 6N/3 BL	1985840000	Z-series, Cross-connector, No. of poles: 3	4050118370379	60 pc(s).

Digital multimeters



Multimeters are capable of measuring a number of variables. Each instrument can measure voltage and resistance, as well as performing continuity and diode testing as standard.

In addition, the individual multimeters also feature extra measuring options such as current, frequency, capacitance and temperature. Digital multimeters have the advantage of a clear display which can be read easily and directly. With these instruments, mistakes arising from faulty conversion of the measuring ranges or misreading the display are a thing of the past.

General ordering data

Type	Order No.	Version	GTIN (EAN)	Qty.
ZUB MULTIMETER	9205270000	Multimeter	4032248723522	1 pc(s).

A-series A3C 6

Weidmüller Interface GmbH & Co. KG
 Klingenbergstraße 16
 D-32758 Detmold
 Germany
 Fon: +49 5231 1429-0
 Fax: +49 5231 14292083
 www.weidmueller.com

Accessories

Test adapter



Spring connection with PUSH IN Technology

The innovative PUSH IN technology reduces the amount of time you spend on wiring to a minimum. Direct insertion guarantees high conductor pull-out forces and simple handling for all conductor types.

General ordering data

Type	Order No.	GTIN (EAN)	Qty.
ATPG 6 MI-R	1991930000	4050118376555	50 pc(s).
ATPG 1.5-10 L	1991890000	4050118376647	50 pc(s).

Plus



The Dekafix (DEK) marker is the universal marker for all conductor and plug-in connectors as well as for electronic sub-assemblies. The system is ideal for short number sequences and covers a wide range of ready-printed markers.

Strips for fast installation in only one work step. The printing is easy to read, rich in contrast and available in various widths.

- Large range of ready-to-use markers
- Strips for fast installation
- Terminal markers, suitable for all Weidmüller cable connectors
- Available as blank MultiCard or with standard printing

General ordering data


Type	Order No.	Version	GTIN (EAN)	Qty.
DEK 5/8 PLUS	1046350000	Dekafix, Terminal marker,	4032248782055	800 pc(s).
MC NE WS		5 x 8 mm, Pitch in mm (P): 8.00 Weidmueller, White		

A-series A3C 6

Weidmüller Interface GmbH & Co. KG
 Klingenbergstraße 16
 D-32758 Detmold
 Germany
 Fon: +49 5231 1429-0
 Fax: +49 5231 14292083
 www.weidmueller.com

Accessories

Custom printing



WS markers are the perfect match for the W-series connectors. Thanks to their system compatibility, the WS tags can also be used with the I-series and the Z-series. The large marking surfaces do not only permit long character strings but also multi-line text. WS markers are ideal for labels with long, customised character strings. Thanks to the proven MultiCard format, printing with laser printer, PrintJet ADVANCED, plotter or MC-Mobilo is possible.

- Can be fitted in strips or individually
- Markers in proven MultiCard format

General ordering data

Type	Order No.	Version	GTIN (EAN)	Qty.
WS 10/8 PLUS MC SDR	1906030000	WS, Terminal marker, 10 x 8 mm, Pitch in mm (P): 8.00 Weidmueller, To customer specification	4032248528196	84 pc(s).

Blank



The Dekafix (DEK) marker is the universal marker for all conductor and plug-in connectors as well as for electronic sub-assemblies. The system is ideal for short number sequences and covers a wide range of ready-printed markers.

Strips for fast installation in only one work step. The printing is easy to read, rich in contrast and available in various widths.

- Large range of ready-to-use markers
- Strips for fast installation
- Terminal markers, suitable for all Weidmüller cable connectors
- Available as blank MultiCard or with standard printing

General ordering data

Type	Order No.	Version	GTIN (EAN)	Qty.
DEK 5/8 MC NE WS	1856740000	Dekafix, Terminal marker, 5 x 8 mm, Pitch in mm (P): 8.00 Weidmueller, White	4032248400850	800 pc(s).

**A-series
A3C 6**

Weidmüller Interface GmbH & Co. KG
 Klingenbergstraße 16
 D-32758 Detmold
 Germany
 Fon: +49 5231 1429-0
 Fax: +49 5231 14292083
 www.weidmueller.com

Accessories

End brackets



Spring connection with tension clamp Technology
 Tension clamp technology is a universal contact system for all common conductor connection types. Its fantastic level of flexibility makes the tension clamp a profitable alternative connection.

General ordering data

Type	Order No.	Version	GTIN (EAN)	Qty.
ZEW 35	9540000000	Z-series, End bracket	4008190956264	20 pc(s).
ZEW 35 GR	1238040000	Z-series, End bracket	405011802440	120 pc(s).
ZEW 35 V0	1264170000	Z-series, End bracket	4050118137170	20 pc(s).