


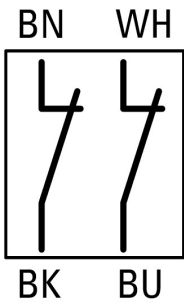


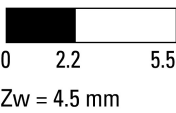




**Emergency stop/emerg. switching off button, classic, palm-tree, 45 mm, turn-to-release function, 2 N/C, cable (black) with non-terminated end, 4p, 3.5m**



**Part no. C22-PVT45P-K02-P65**  
**Article no. 185156**

**Delivery program**

Product range			RMQ compact solution
Basic function			Controlled stop pushbuttons/emergency-stop buttons
Single unit/Complete unit			Complete unit
Design			Palm-tree shape
Diameter	∅	mm	45
Illumination			Non-illuminated
			Turn-to-release function
Connection type			Cable (black) with non-terminated end, 4 pole
Cable Length		m	3.5
Description			Tamper-proof according to ISO 13850, EN 418
<b>Colour</b>			
Mushroom head			Red
			
Base			yellow
Degree of Protection			IP66, IP67, IP69K (front) IP65 (on rear)
Connection to SmartWire-DT			no
<b>Contacts</b>			
N/C = Normally closed			2 NC 
Notes			 = safety function, by positive opening to IEC/EN 60947-5-1
<b>Actuator travel and actuation force as per DIN EN 60947-5-1, K.5.4.1</b>			
		mm	4.65
Maximum travel		mm	5.7
Minimum force for positive opening		N	30
Contact sequence			
<b>Contact travel  = Contact closed  = Contact open</b>			
Contact diagram			 0 2.2 5.5 Zw = 4.5 mm

## Technical data


### General

Standards			IEC/EN 60947-5-5 VDE 0660
Certifications			CE, UL, CSA
Operating frequency	Operations/h		 300
Actuating force	n		 50
Tightening torque Threaded ring	Nm		2
Climatic proofing			Damp heat, constant, to IEC 60068-2-78 Damp heat, cyclic, to IEC 60068-2-30
Degree of Protection			IP66, IP67, IP69K (front) IP65 (on rear)
Mounting position			As required
Mechanical shock resistance, shock duration 11 ms	g		> 30

### Contacts

Rated impulse withstand voltage	$U_{imp}$	V AC	4000
Rated insulation voltage	$U_i$	V	250
Overvoltage category/pollution degree			III/3
Control circuit reliability			
At 17 V DC/7 mA	$H_F$		N/C contact: statistically determined 1 failure per $0.9 \times 10^6$ Operations
Max. short-circuit protective device			
Fuse	gG/gL	A	4
Rated conditional short-circuit current	$I_q$	kA	1

### Switching capacity

Rated operational current	$I_e$	A	
AC-15			
24 V	$I_e$	A	4
DC-13			
24 V	$I_e$	A	3
Cable characteristics			
Design			Cable end open
Cable Length		m	3.5
Material characteristic			PUR
Diameter		mm	4.7

## Design verification as per IEC/EN 61439

Technical data for design verification			
Operating ambient temperature min.		°C	-25
Operating ambient temperature max.		°C	70

## Technical data ETIM 6.0

Low-voltage industrial components (EG000017) / Emergency stop complete (EC002034)			
Electric engineering, automation, process control engineering / Low-voltage switch technology / Command and alarm device / EMERGENCY-STOP pushbutton, complete device (ec1@ss8.1-27-37-12-44 [ACN986008])			
Unlocking method			Turn unlatching mechanism
Number of contacts as normally closed contact			2
Number of contacts as normally open contact			0
Degree of protection (IP)			-
Mounting method			Built-in
With lighting			No
Hole diameter		mm	22
Connection type auxiliary circuit			-
Diameter cap		mm	45

## Dimensions

