

## Electronic device circuit breaker - CBM E8 24DC/0.5-10A NO-R - 2905744

Please be informed that the data shown in this PDF Document is generated from our Online Catalog. Please find the complete data in the user's documentation. Our General Terms of Use for Downloads are valid (<http://phoenixcontact.com/download>)




Multi-channel, electronic device circuit breaker with active current limitation for protecting eight loads at 24 V DC in the event of overload and short circuit. With nominal current assistant and electronic locking of the set nominal currents. For installation on DIN rails.

### Why buy this product

- For protection against voltage dips caused by overload and short circuit
- Precise nominal current levels of 0.5 to 10 A
- Integrated dynamic current limitation
- Electronic locking mechanism to increase system safety
- Early warning when exceeding 80% of the set nominal current per channel
- Supply up to 80 A possible
- Sophisticated remote signaling concept enables monitoring from any location
- Slim design

### Key Commercial Data

Packing unit	1 STK
GTIN	 4 046356 992367
GTIN	4046356992367
Weight per Piece (excluding packing)	460.000 g
Custom tariff number	85362010
Country of origin	Germany

### Technical data

#### Dimensions

Height	130 mm
Width	41 mm

# Electronic device circuit breaker - CBM E8 24DC/0.5-10A NO-R - 2905744

## Technical data

### Dimensions

Depth	121 mm
-------	--------

### Ambient conditions

Ambient temperature (operation)	-25 °C ... 70 °C (Startup at -40 C type-tested)
	-25 °C ... 65 °C (for UL 2367)
Ambient temperature (storage/transport)	-40 °C ... 80 °C
Humidity test	240 h, 95% RH, 40°C
Altitude	6000 m
Shock (operation)	30g
Degree of protection	IP20

### General

Mounting type	DIN rail: 35 mm
Protection class	III
Degree of pollution	2
Design	Rail-mountable module, one-piece

### Electrical data

Fuse type	Electronic
Rated surge voltage	0.5 kV
Operating voltage	18 V DC ... 30 V DC
Rated voltage	24 V DC
Rated current $I_N$	max. 80 A DC (for double supply IN+ with at least 2 x 6 mm <sup>2</sup> )
	max. 40 A DC (Per terminal position)
	max. 70 A DC (for UL 2367)
	0.5 / 1 / 2 / 4 / 6 / 10 A DC (adjustable per output channel)
Measuring tolerance I	typ. 40 % (0.5 ... 1 A)
	typ. 10 % (2 - 10 A)
Rated insulation voltage $U_i$	30 V (Load circuit)
Feedback resistance	max. 35 V DC
Switch-on delay	0.1 s (per output channel)
Required backup fuse	not required, integrated failsafe element
Internal output fuse	15 A DC (per output channel)
Active current limitation	Typ. 2.0 x $I_N$ (0.5 - 1 A)
	Typ. 1.5 x $I_N$ (2 - 10 A)
Status display	LED (green, yellow, red)
Efficiency	> 99 %
Closed circuit current $I_o$	typ. 50 mA
Power dissipation	1.2 W (No-load operation)

# Electronic device circuit breaker - CBM E8 24DC/0.5-10A NO-R - 2905744

## Technical data

### Electrical data

	17.2 W (Nominal operation)
Module initialization time	3.3 s
Waiting time after switch off of a channel	10 s (of overload / short circuit)
Temperature derating	40 A DC (at 70°C (65°C for UL 2367))
	50 A DC (at 60 °C)
	60 A DC (at 50 °C)
	70 A DC (at 40 °C)
	80 A DC (at 40 °C)
	70 A DC (at 40°C for UL 2367)
Tripping method	E (electronic)
Dielectric strength	max. 30 V DC (Load circuit)
Contact type	without electrical isolation
MTBF (IEC 61709, SN 29500)	1304293 h (at 25 °C)
	858501 h (at 40 °C)
	440048 h (at 60 °C)
Shutdown time load circuit	0.02 s (> 1.3 x I <sub>N</sub> )
	30 s (1,1 ... 1,3 x I <sub>N</sub> )
Undervoltage shutdown load circuit	≤ 17.8 V DC (active)
	≥ 19 V DC (inactive)
Surge voltage shutdown load circuit	≥ 30.5 V DC (active)
	≤ 29.5 V DC (inactive)
Max. capacitive load load circuit	75000 µF (per channel at 24 V DC)
Output voltage status output	24 V DC
Output current status output	max. 20 mA (when I > 80% at at least one channel)
Input voltage reset input	7 V DC ... 30 V DC (Falling edge)
Vibration resistance, frequency	15 Hz ... 150 Hz
Vibration resistance, acceleration	39.2 m/s <sup>2</sup>
Vibration resistance, test duration	90 min.

### Remote indication contact

Connection name	Remote indication circuit
Switching function	N/O contact
Stripping length	10 mm
Conductor cross section solid	0.2 mm <sup>2</sup> ... 2.5 mm <sup>2</sup>
Conductor cross section AWG	24 ... 12
Conductor cross section, flexible, with ferrule, with plastic sleeve	1.5 mm <sup>2</sup> ... 0.25 mm <sup>2</sup>
Conductor cross section flexible, with ferrule without plastic sleeve	0.25 mm <sup>2</sup> ... 2.5 mm <sup>2</sup>
DC operating voltage	0 V DC ... 30 V DC

# Electronic device circuit breaker - CBM E8 24DC/0.5-10A NO-R - 2905744

## Technical data

### Remote indication contact

DC operating current	1 mA DC ... 100 mA DC
----------------------	-----------------------

### Connection data

Connection name	Main circuit IN+
Connection method	Push-in connection
Stripping length	18 mm
Conductor cross section solid	0.75 mm <sup>2</sup> ... 16 mm <sup>2</sup>
Conductor cross section AWG	20 ... 4
Conductor cross section, flexible, with ferrule, with plastic sleeve	0.75 mm <sup>2</sup> ... 10 mm <sup>2</sup>
Conductor cross section flexible, with ferrule without plastic sleeve	0.75 mm <sup>2</sup> ... 16 mm <sup>2</sup>
Connection name	Main circuit IN-
Connection method	Push-in connection
Stripping length	10 mm
Conductor cross section solid	0.2 mm <sup>2</sup> ... 2.5 mm <sup>2</sup>
Conductor cross section AWG	24 ... 12
Conductor cross section, flexible, with ferrule, with plastic sleeve	0.25 mm <sup>2</sup> ... 1.5 mm <sup>2</sup>
Conductor cross section flexible, with ferrule without plastic sleeve	0.25 mm <sup>2</sup> ... 2.5 mm <sup>2</sup>
Connection name	Main circuit OUT
Connection method	Push-in connection
Stripping length	10 mm
Conductor cross section solid	0.2 mm <sup>2</sup> ... 2.5 mm <sup>2</sup>
Conductor cross section AWG	24 ... 12
Conductor cross section, flexible, with ferrule, with plastic sleeve	0.25 mm <sup>2</sup> ... 1.5 mm <sup>2</sup>
Conductor cross section flexible, with ferrule without plastic sleeve	0.25 mm <sup>2</sup> ... 2.5 mm <sup>2</sup>

### Standards and Regulations

Standards/specifications	EN 61000-6-2
	EN 61000-6-3
	EN 60068-2-6
	EN 60068-2-11
	EN 60068-2-78

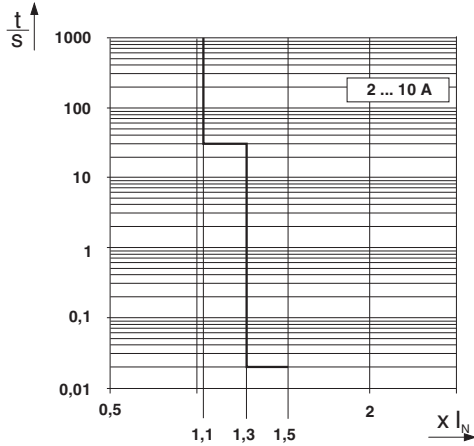
### Environmental Product Compliance

China RoHS	Environmentally friendly use period: unlimited = EFUP-e
	No hazardous substances above threshold values

## Drawings

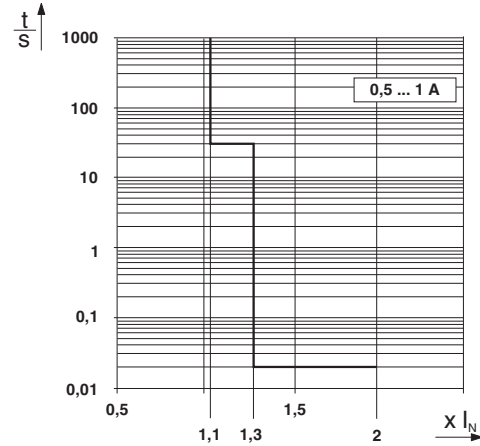
# Electronic device circuit breaker - CBM E8 24DC/0.5-10A NO-R - 2905744

Diagram



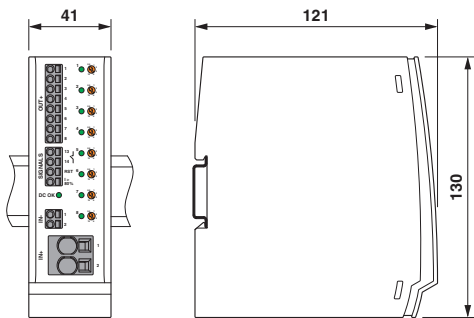
Trigger characteristic in the DC range

Diagram




Trigger characteristic in the DC range

Dimensional drawing

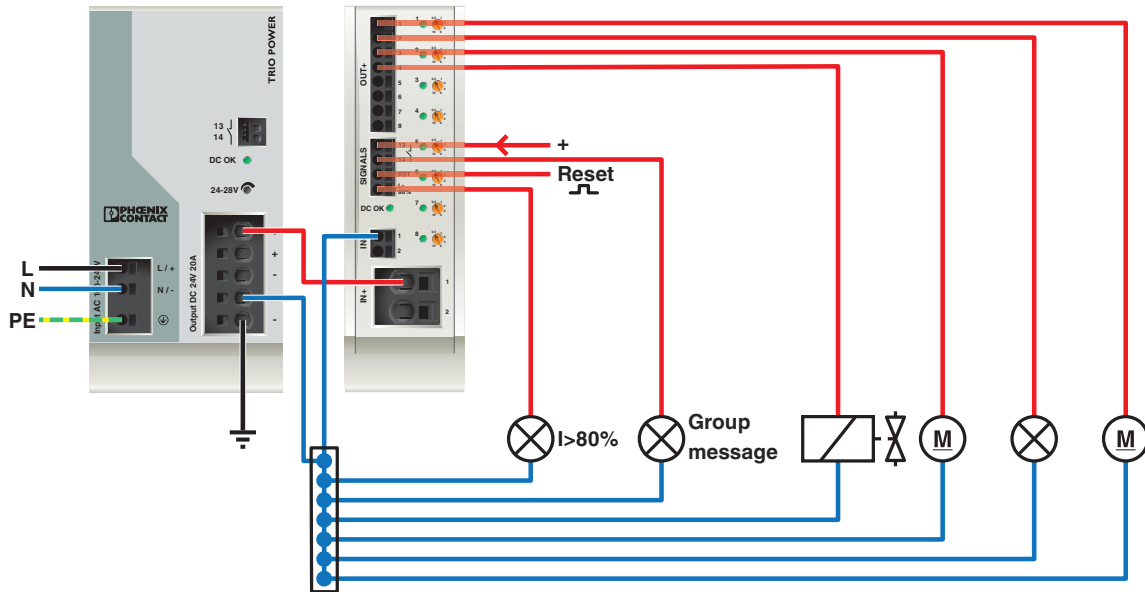


Product drawing



# Electronic device circuit breaker - CBM E8 24DC/0.5-10A NO-R - 2905744

Application drawing



## Approvals

Approvals

---

Approvals

UL Listed / cUL Listed / UL Recognized / EAC / cULus Listed

---

Ex Approvals

UL Recognized / UL Listed / cUL Listed / cULus Listed

## Approval details

UL Listed





<http://database.ul.com/cgi-bin/XYV/template/LISEXT/1FRAME/index.htm>


FILE E 123528

# Electronic device circuit breaker - CBM E8 24DC/0.5-10A NO-R - 2905744

## Approvals

cUL Listed		<a href="http://database.ul.com/cgi-bin/XYV/template/LISEXT/1FRAME/index.htm">http://database.ul.com/cgi-bin/XYV/template/LISEXT/1FRAME/index.htm</a>	FILE E 123528
------------	---	---	---------------

UL Recognized		<a href="http://database.ul.com/cgi-bin/XYV/template/LISEXT/1FRAME/index.htm">http://database.ul.com/cgi-bin/XYV/template/LISEXT/1FRAME/index.htm</a>	FILE E 317172
---------------	---	---	---------------

EAC			RU C- DE.A*30.B01561
-----	---	--	-------------------------

cULus Listed			
--------------	---	--	--